

Children's Services Performance Report

Q1 2014/15



01. Progress in delivery of strategic outcomes

Q1 14/15:

Service Priority 03: Ensure children have the best start in life by focusing on prevention and early intervention to address barriers to progress and deliver effective outcomes

Midlothian's Getting it Right for Every Child Policy continues to be the platform to ensure a multi-agency approach to supporting children, young people and their families. Whilst Midlothian has set itself ambitious targets for their services in Child Protection we are working to achieve 100% in the six areas and within GIRFEC we have set 19 targets. This is to ensure that we are striving for the best outcomes for families.

We continue to work toward reducing the number of children in outwith foster care placement and currently have 25 children cared for externally as of May 2014. This is a significant reduction given we had 37 children being cared for with external agencies at May 2012. We continue to use the permanence process to match babies at an earlier stage for adoption. We have also implemented an action plan to address issues raised in the most recent inspection regarding adoption.

The reduction in the number of young people being sent to secure accommodation (from 5 to 1) has remained steady over the last year. This links to the intensive work carried out in Dalkeith House.

Our intensive community-based resource established have increased the numbers of children and young people they work with. They are currently working with 23 young people who were at risk of being accommodated. Through reconfiguring our residential services to be more responsive to community need we have enabled many more children to remain within their own families and arguable saved on external placements; a conservative estimate based on residential and foster care figures is in excess of £1 million.

We continue to hold parenting groups for parents and carers of young children (Incredible Years) and for teenagers (Escape), both of which have recently had very positive feedback from the parents/carers attending. This early intervention and preventative work is crucial in ensuring that parents have the skills and understanding required to support them through what can be difficult and challenging behaviours displayed by their children.

02. Emerging Challenges and Risks

Q1 14/15:

Reducing unplanned overspend remains our biggest challenge. We are in the process of reviewing all areas within children and families services to look at how we do things differently and by working in partnership with our key agencies we can improve outcomes for children and young people

Work has just begun taking this forward with our colleagues from Adult Health and Adult Social Care.

Our child protection figures continue to fluctuate and again we are working with the Public Protection Team to identify trends, practice etc that contribute at times to these large variations in the figures. We have also missed our targets in 3 areas, but as outlined we have set 100% targets which are ambitious and instrumental in ensuring all staff and partner agencies are committed to keeping children safe.

We have an ongoing advertising campaign to try to attract future foster carers and prospective adopters so that we can meet the demand of providing support and care for our most vulnerable children and young people within their communities. Children and young people with severe and complex additional support needs require more support within their local communities and we are at the early stages of consulting with service users and providers to see how we can meet this need locally. The risk if we don't meet this need is putting young people outwith Midlothian and the rising cost of external care packages.

Suggested changes to priorities

Q1 14/15:

Actions:

- C.S.2.2: The relevant Act comes into force in 2016. Due date should be 31/03/2016.
- C.S.4.1 – Request to delete as this comes within the remit of Education Service
- C.S.5.4 – Request to transfer this to Education Service following restructure.
- C.S.7.4 - Request to delete this as the action is too unspecific.

Indicators:

- C.LPI.05 06 and 07 – Request to transfer to Education Service
- C.S.1.1a - Request to delete this indicator as we do not yet have a measure prepared.
- C.S.1.2a -Request to delete this indicator as all LAC will automatically have Care Plan so measure will always be 100%.
- C.S.1.3a - Request to transfer this indicator to Education Service following restructure.
- C.S.1.4a: Change text to 'Number of children & young people that staff from Residential Services support that prevents them being accommodated.'
- C.S.1.7 b,c & d – Request to delete as this survey is no longer conducted in this form.
- C.S.3.1a – Request to change wording to 'Percentage of young people with serious substance misuse that have a stage 3 plan'
- C.S.3.2a - Request to delete this indicator as it does not provide helpful information.
- C.S.5.3a - Request to change text to omit the word 'Emergency'.
- C.S.6.1a – Request to delete as all CP have stage 3 plans and this does not provide additional information.
- C.S.2a & b – Request to replace these with the following Core Group measures:
 - CF.LPI.03 -Child Protection: % of Review Case Conferences held within 3 months of previous Initial or Review Case Conference
 - Child Protection: The % of Core Group meetings held within 15 days for Initial.
 - CF.LPI.02- Child Protection: % of Initial Case Conferences held within 21 days of date of referral. NB: Target for this should be reduced from 100% to 85% the number of case conferences held within 21 days – this is a continual struggle and a target that is rarely met due to many other factors that need to be considered. The purpose of the conference is to ensure that right people are in attendance to achieve the best outcomes for the family in reducing risk.

Children's Services PI summary

01.1 Outcomes and Customer Feedback

Priority	Indicator	2013/14	Q1 2013/14	Q1 2014/15				Annual Target 2014/15	Feeder Data	Value
		Value	Value	Value	Status	Note	Short Trend			
01. Provide an efficient complaints service	Number of complaints received (cumulative)	30	4	2		Q1 14/15: Only 2 complaints received this quarter.				
01. Provide an efficient complaints service	Average time in working days to respond to complaints at stage 1	8.08	DIV/0	0		Q1 14/15: No stage 1 complaints completed.		5	Number of complaints complete at Stage 1	0
									Number of working days for Stage 1 complaints to be Completed	0
01. Provide an efficient complaints service	Average time in working days to respond to complaints at stage 2	15.21	14.33	10		Q1 14/15: On Target.		20	Number of complaints complete at Stage 2	1
									Number of working days for Stage 2 complaints to be Completed	10
01. Provide an efficient complaints service	Percentage of complaints at stage 1 complete within 5 working days	53.85 %	100%	0%		Q1 14/15: No stage 1 complaints completed.		95%	Number of complaints complete at Stage 1	0
									Number of complaints at stage 1 responded to within 5 working days	0
01. Provide an efficient complaints service	Percentage of complaints at stage 2 complete within 20 working days	92.86 %	100%	100%		Q1 14/15: On Target.		95%	Number of complaints complete at Stage 2	1
									Number of complaints at stage 2 responded to within 20 working days	1

01.2 Making the Best Use of our Resources

Priority	Indicator	2013/14	Q1 2013/14	Q1 2014/15				Annual Target 2014/15	Feeder Data	Value
		Value	Value	Value	Status	Note	Short Trend			
02. Manage budget effectively	Performance against revenue budget		£ 18.263 m	£ 14.799 m		Q1 14/15: On Target.				
04. Manage stress and absence	Average number of working days lost due to sickness absence (cumulative)	11.90	2.88	3.60		Q1 14/15: Off Target.		8.50	Number of days lost (cumulative)	623.7
									Average number of FTE in service (year to date)	173.42

01.3 Corporate Health

Priority	Indicator	2013/14	Q1 2013/14	Q1 2014/15				Annual Target 2014/15	Feeder Data	Value
		Value	Value	Value	Status	Note	Short Trend			
05. Complete all service priorities	% of service priorities on target / completed, of the total number	96%	100%	100%		Q1 14/15: On Target.		90%	Number of service & corporate priority actions	27
									Number of service & corporate priority actions on tgt/completed	27
06. Process invoices efficiently	% of invoices paid within 30 days of invoice receipt (cumulative)	96.6%	97.63 %	97.26 %		Q1 14/15: On Target.		95%	Number received (cumulative)	803
									Number paid within 30 days (cumulative)	781
08. Improve PI performance	% of PIs that are on target/ have reached their target.	64.71 %	73.68 %	80%		Q1 14/15: Off Target.		90%	Number on tgt/ tgt achieved	12
									Number of PI's	15
09. Control risk	% of high risks that have been reviewed in the last quarter	100%	100%	100%		Q1 14/15: On Target. No risks have been graded as High.		100%	Number of high risks reviewed in the last quarter	0
									Number of high risks	0

01.4 Improving for the Future







Priority	Indicator	2013/14	Q1 2013/14	Q1 2014/15				Annual Target 2014/15	Feeder Data	Value
		Value	Value	Value	Status	Note	Short Trend			
10. Implement improvement plans	% of internal/external audit/BVR actions on target/ completed, of the total.	100%	100%	0%		Q1 14/15: Off Target. One outstanding audit action.		90%	Number of on tgt/ completed actions	0
									Number of outstanding actions	1
11. Fully implement the Competency Framework	% employees assessed as performing as fully effective or exceptional (Competency Framework / P&DR Scheme)		81.94 %	71.88 %		Q1 14/15: Data only			Number of employees assessed as performing as fully effective or exceptional (Competency Framework / P&DR Scheme)	115
									total number of employees	160






Children's Services Action report















03. Service Priorities


Code	Priority	Action	Due Date	Icon	Progress	Comment & Planned Improvement Action
C.S.1.1	01. SMP GIRFEC - Focus on prevention and early intervention to ensure children and young people are safe, healthy, achieving, nurtured, respected, responsible and included	Implement the findings from the review of Locality Forums and Mapping exercise /Examine existing Stage 2 processes to explore and review	31-Mar-2015		25%	Q1 14/15: On Target.
C.S.1.2	01. SMP GIRFEC - Focus on prevention and early intervention to ensure children and young people are safe, healthy, achieving, nurtured, respected, responsible and included	Ensure that children requiring permanence options are identified at an early stage and that appropriate plans are in place	31-Mar-2015		25%	Q1 14/15: On Target. Framework will adopt Permanence flowchart timescales to develop meaningful KPI's for measuring delay. Permanency Overview Group to be reviewed - develop management /scrutiny focus.
C.S.1.3	01. SMP GIRFEC - Focus on prevention and early intervention to ensure children and young people are safe, healthy, achieving, nurtured, respected, responsible and included	Implement the recommendations of the review of Specialist placements in Midlothian	31-Mar-2015		25%	Q1 14/15: On Target. Recommendations and proposals taken forward by Specialist Intervention Subgroup include: <ul style="list-style-type: none"> · Project to consider other models to deliver frontline services · PDD to consider the need for local respite/share the care disability services · TCAC – LAC nurse in place · Children with Disabilities · Intensive Community Support

Code	Priority	Action	Due Date	Icon	Progress	Comment & Planned Improvement Action
C.S.1.4	01. SMP GIRFEC - Focus on prevention and early intervention to ensure children and young people are safe, healthy, achieving, nurtured, respected, responsible and included	Ensure that Midlothian Residential Services provides good quality care and support for young people	31-Mar-2015		25%	Q1 14/15: On Target. Positive and improving Inspection Report; Increase in workload of Intensive Community Support (Dalkeith House).
C.S.1.5	01. SMP GIRFEC - Focus on prevention and early intervention to ensure children and young people are safe, healthy, achieving, nurtured, respected, responsible and included	Review Integrated Children's Services Plan (ICSP) priorities to ensure that they meet current requirements	31-Mar-2015		25%	Q1 14/15: On Target. After consultation the priorities for the 2015/16 Single Midlothian Plan have been agreed. The Integrated Children's Service Plan is due for review and this will take place in 2014/15.
C.S.1.6	01. SMP GIRFEC - Focus on prevention and early intervention to ensure children and young people are safe, healthy, achieving, nurtured, respected, responsible and included	Ensure that new Self directed Support Worker engages with children, young people and their families	31-Mar-2015		25%	Q1 14/15: On Target. Children's Services continue to work with adult service to integrate processes and systems for transforming services.
C.S.1.7	01. SMP GIRFEC - Focus on prevention and early intervention to ensure children and young people are safe, healthy, achieving, nurtured, respected, responsible and included	Provide a range of opportunities to involve children, young people and their families in the Integrated Children's Services Plan	31-Mar-2015		25%	Q1 14/15: On Target. <ul style="list-style-type: none"> · Kids In Care Krew (KICK/Corporate Parenting Group) · Discuss ways to develop website with young people · Dedicated advocacy worker –previously care leaver
C.S.1.8	01. SMP GIRFEC - Focus on prevention and early intervention to ensure children and young people are safe, healthy, achieving, nurtured, respected, responsible and included	Through the ICSP (Integrated Children's Service Plan) identify opportunities to tackle inequalities through building Community, workforce and partners	31-Mar-2015		100%	Q1 13/14: Complete. The Equality Outcome and Mainstreaming Report details priorities that have impacted on areas of need.
C.S.1.9	01. SMP GIRFEC - Focus on prevention and early intervention to ensure children and young people	Support the GIRFEMC sub-groups delivery of priorities as outlined in the Integrated Children's Service Plan	31-Mar-2015		25%	Q1 14/15: On Target. The GIRFEMC sub-groups have action plans which expand the high level actions from the Single Midlothian Plan and Inspection Reports. The sub-groups report back to the GIRFEMC Board which then

Code	Priority	Action	Due Date	Icon	Progress	Comment & Planned Improvement Action
	are safe, healthy, achieving, nurtured, respected, responsible and included					report back to the Community Planning Working Group and Board.
C.S.1.10	01. SMP GIRFEC - Focus on prevention and early intervention to ensure children and young people are safe, healthy, achieving, nurtured, respected, responsible and included	Implementation of the Early Years and Childcare Partnership plan	31-Mar-2015		25%	Q1 14/15: On Target. The subgroups of the Integrated Children's Service Plan are delivering their respective parts of the plan and report on a quarterly basis to the Getting It Right For Every Midlothian Child Board. Updates have also been provided to the Community Planning Board and Community Planning Working Group.
C.S.1.11	01. SMP GIRFEC - Focus on prevention and early intervention to ensure children and young people are safe, healthy, achieving, nurtured, respected, responsible and included	Support delivery of the stretch aims of the Early Years collaborative	31-Mar-2015		25%	Q1 14/15: On Target (25%) The work of the Scottish Government's Early Years Collaborative (EYC) is supported in Midlothian through a large number of Tests of Change that are being carried out with improvement being spread across services areas. The EYC in Midlothian reports to the GIRFEMC Board and an Early Years Strategy Board, that consists of senior officers from across the Council and NHS Lothian, has been established to ensure that any impediments to success are removed.
C.S.2.2	02. SMP GIRFEC - Improve outcomes for children and young people by continuing to implement 'Getting it Right for Every Child' and putting in place changes required by the laws which go with it.	Ensure that appropriate staff fulfil obligations as named persons and lead professionals	31-Mar-2015		25%	Q1 14/15: The relevant Act comes into force in 2016. Due date should be 31/03/2016.
C.S.3.1	03. SMP GIRFEC - Support children and young people to manage risk taking behaviour	Ensure that all young people, where alcohol or drugs has been identified as an issue, have a Stage 3 plan	31-Mar-2015		25%	Q1 14/15: On Target.
C.S.3.2	03. SMP GIRFEC - Support children and young people to manage risk taking behaviour	Support children affected by parental substance misuse through inter-agency working	31-Mar-2015		25%	Q1 14/15: On Target.

Code	Priority	Action	Due Date	Icon	Progress	Comment & Planned Improvement Action
C.S.4.1	04. SMP GIRFEC - Raise the educational attainment and achievement of children and young people, including improving the numbers going on to positive destinations after leaving school	Analyse attendance and intervene to improve school attendance which is below national average	31-Mar-2015		0%	Q1 14/15: Request to delete as this comes within the remit of Education Service.
C.S.5.1	05. SMP GIRFEC - Improve outcomes for vulnerable or at risk children and young people	Work with schools and colleges to improve attainment for Looked After Children and young people.	31-Mar-2015		25%	Q1 14/15: On Target. · Corporate Parenting Strategy complete · Child friendly version of above strategy underway · Through Care After Care – making wider links with appropriate agencies
C.S.5.2	05. SMP GIRFEC - Improve outcomes for vulnerable or at risk children and young people	Continue to deliver the Corporate Parenting programme	31-Mar-2015		25%	Q1 14/15: On Target. See C.S.5.1
C.S.5.3	05. SMP GIRFEC - Improve outcomes for vulnerable or at risk children and young people	Ensure that all Looked After and Accommodated Children (LAAC) are linked with appropriate transition supports	31-Mar-2015		25%	Q1 14/15: On Target. 100% of LAAC have appropriate transition; all are known to TCAC team.
C.S.5.4	05. SMP GIRFEC - Improve outcomes for vulnerable or at risk children and young people	Contribute to delivery of increase in early learning and childcare and co-ordinate planning for services for vulnerable 2 year olds	31-Mar-2015		25%	Q1 14/15: On Target. Request to transfer this to Education Service following management restructure. The worker employed to raise early numeracy and literacy for two year old children that are Looked After is currently working with a small number of families. Feedback from families is that this is having a positive impact on all members of the family. The number of children and families being seen by the worker is increasing. Preparations are well under way for the introduction of early learning and childcare for vulnerable two year old children that was detailed in the Children and Young Peoples Act.

Code	Priority	Action	Due Date	Icon	Progress	Comment & Planned Improvement Action
C.S.6.1	06. Protecting Midlothian's Children	Ensure that all children & young people at stage 3 support have an assessment and care plan appropriate to their needs	31-Mar-2015		25%	Q1 14/15: On Target.
C.S.6.2	06. Protecting Midlothian's Children	Ensure that we provide robust stage 3 supports to prevent young people being accommodated in secure provision	31-Mar-2015		25%	Q1 14/15: On Target.
C.S.7.1	07. Develop and implement a programme of continuous improvement and efficiency to develop additional capacity	Ensure that services commissioned by Children's Services have block contract or Service Level Agreement (SLA) in place	31-Mar-2015		25%	Q1 14/15: On Target. Ongoing regular meetings; strategy in place to review contracts on a regular basis; draft proposal re possible tender ongoing; supplier event due.
C.S.7.2	07. Develop and implement a programme of continuous improvement and efficiency to develop additional capacity	Continue to improve in all inspection areas	31-Mar-2015		100%	Q3 13/14: Complete. Staff development programme and plan in place regarding recent Integrated Children's Services inspection.
C.S.7.3	07. Develop and implement a programme of continuous improvement and efficiency to develop additional capacity	Co-ordinate preparation for internal and external inspections and audits	31-Mar-2015		25%	Q1 14/15: On Target. The Performance and Planning team played an integral part in the preparation of the multi-agency inspection of children's services and the response to feedback. An action plan has now been produced, following the inspection report, which has been integrated into service plans and sub-group plans.
C.S.7.4	07. Develop and implement a programme of continuous improvement and efficiency to develop additional capacity	Continue to improve efficiency of service	31-Mar-2015		25%	Q1 14/15: Request to delete this as the action is too unspecific.
C.S.7.5	07. Develop and implement a programme of continuous improvement and efficiency to develop additional capacity	Continue to raise qualification levels of staff	31-Mar-2015		25%	Q1 14/15: On Target. Staff continue to be trained to relevant level.







Code	Priority	Action	Due Date	Icon	Progress	Comment & Planned Improvement Action
C.S.7.6	07. Develop and implement a programme of continuous improvement and efficiency to develop additional capacity	Deliver ongoing staff training and development to target specific areas as identified by the care inspectorate	31-Mar-2015		25%	Q1 14/15: On Target.







Children's Services PI Report















03. Service Priorities











PI Code	Priority	PI	2013/14	Q1 2013/14	Q1 2014/15			Annual Target 2014/15	Benchmark
			Value	Value	Value	Status	Short Trend		
C.LPI.05	04. SMP GIRFEC - Raise the educational attainment and achievement of children and young people, including improving the numbers going on to positive destinations after leaving school	Average secondary school attendance for the quarter for Looked After and Looked After and Accommodated children and young people	N/A	N/A	N/A	■	■		
C.LPI.06	04. SMP GIRFEC - Raise the educational attainment and achievement of children and young people, including improving the numbers going on to positive destinations after leaving school	Average primary school attendance for the quarter for Looked After and Looked After and Accommodated children	N/A	N/A	N/A	■	■		

PI Code	Priority	PI	2013/14	Q1 2013/14	Q1 2014/15			Annual Target 2014/15	Benchmark
			Value	Value	Value	Status	Short Trend		
C.LPI.07	04. SMP GIRFEC - Raise the educational attainment and achievement of children and young people, including improving the numbers going on to positive destinations after leaving school	Average special school/provision attendance for the quarter for Looked After and Looked After and Accommodated children	N/A	N/A	N/A			Q1 14/15: ED ICT have been requested to write a report to extract information from SEEMiS. Request to transfer this indicator to Education Service.	
C.S.1.1a	01. SMP GIRFEC - Focus on prevention and early intervention to ensure children and young people are safe, healthy, achieving, nurtured, respected, responsible and included	Measure and baseline to be established for 2015/16 for the review of Locality Forums and Mapping exercise/Examine existing Stage 2 processes to explore and review	N/A	N/A	N/A			Q1 14/15: Request to delete this indicator as we do not yet have a measure prepared.	
C.S.1.2a	01. SMP GIRFEC - Focus on prevention and early intervention to ensure children and young people are safe, healthy, achieving, nurtured, respected, responsible and included	Percentage of those Looked After Children (who are identified as having a permanence need) who have a care plan in place	N/A	N/A	100%			Q1 14/15: On Target. Request to delete this indicator as all LAC will automatically have Care Plan so measure will always be 100%.	100%









PI Code	Priority	PI	2013/14	Q1 2013/14	Q1 2014/15				Annual Target 2014/15	Benchmark
			Value	Value	Value	Status	Short Trend	Note		
C.S.1.2b	01. SMP GIRFEC - Focus on prevention and early intervention to ensure children and young people are safe, healthy, achieving, nurtured, respected, responsible and included	The length of time from a child becoming Looked After to recommendation for permanence	N/A	N/A	N/A			Q1 14/15: This data is not yet available due to recording issues.	24	
C.S.1.3a	01. SMP GIRFEC - Focus on prevention and early intervention to ensure children and young people are safe, healthy, achieving, nurtured, respected, responsible and included	Percentage of recommendations from the review of Specialist placements that are either On Target or Complete	N/A	N/A	100%			Q1 14/15: On Target. Request to transfer this indicator to Education Service following restructure.	100%	No formal benchmark available.
C.S.1.4a	01. SMP GIRFEC - Focus on prevention and early intervention to ensure children and young people are safe, healthy, achieving, nurtured, respected, responsible and included	Number of outwith authority placements for Children and young people with SEBDs from Midlothian residential units since the start of the reporting year.	2	0	0			Q1 14/15: On Target. No residential children and/or young people have been accommodated outwith Midlothian. We continue to work intensively with 23 in the community. Request to change text to ' Number of children & young people that staff from Residential Services support that prevents them being accommodated.'	4	No formal benchmark available.









PI Code	Priority	PI	2013/14	Q1 2013/14	Q1 2014/15			Annual Target 2014/15	Benchmark
			Value	Value	Value	Status	Short Trend		
C.S.1.7a	01. SMP GIRFEC - Focus on prevention and early intervention to ensure children and young people are safe, healthy, achieving, nurtured, respected, responsible and included	No of children and young people directly involved in the Partnership (through attendance at meetings or through subgroup activity with children and young people)	2	2	6			4	No formal benchmark available.
C.S.1.7b	01. SMP GIRFEC - Focus on prevention and early intervention to ensure children and young people are safe, healthy, achieving, nurtured, respected, responsible and included	Percentage of service users responding good or better on how well they feel involved in preparing their care plan in the annual young people's survey	N/A	N/A	75%			75%	<p>Q1 14/15: This question was not asked in the Looked After Children's survey. However, 75% of the young people responded 'a little bit true' or 'very true' to 'the support I receive has helped me have a say in decisions about my life'.</p> <p>Request to delete as this survey is no longer conducted in this form.</p>
C.S.1.7c	01. SMP GIRFEC - Focus on prevention and early intervention to ensure children and young people are safe, healthy, achieving, nurtured, respected, responsible and included	Percentage of service users responding good or better on finding it easy to get information about social work services in the annual young people's survey	N/A	N/A	N/A			65%	<p>Q1 14/15: This question was not asked in the Looked After Children's survey. However, a webpage has been added to the Midlothian website specifically for Looked After Children. This was designed by working with young people from KICK who also wrote the FAQ section.</p> <p>Request to delete as this survey is no longer conducted in this form.</p>

PI Code	Priority	PI	2013/14	Q1 2013/14	Q1 2014/15			Annual Target 2014/15	Benchmark	
			Value	Value	Value	Status	Short Trend			Note
C.S.1.7d	01. SMP GIRFEC - Focus on prevention and early intervention to ensure children and young people are safe, healthy, achieving, nurtured, respected, responsible and included	Percentage of Young People's survey response rate	N/A	N/A	19%			<p>Q1 14/15: Off Target, however this is an increase compared to 14% for the previous survey in 2010.</p> <p>Request to delete as this survey is no longer conducted in this form.</p>	25%	
C.S.1.9a	01. SMP GIRFEC - Focus on prevention and early intervention to ensure children and young people are safe, healthy, achieving, nurtured, respected, responsible and included	Percentage of outcomes in the GIRFEMC plan that have been delivered or are on target to be delivered	100%	100%	N/A			<p>Q1 14/15: The GIRFEMC thematic report of the Single Midlothian Plan is updated on a half-yearly basis. The next update will be at the end of Q2.</p>	80%	No formal benchmark available.
C.S.1.10a	01. SMP GIRFEC - Focus on prevention and early intervention to ensure children and young people are safe, healthy, achieving, nurtured, respected, responsible and included	Percentage of outcomes of the Early Years and Childcare Partnership plan that have been delivered or are on target to be delivered	100%	100%	100%			<p>Q1 14/15: On Target. All actions contained in the plan are on target to be completed.</p>	80%	No formal benchmark available.

PI Code	Priority	PI	2013/14	Q1 2013/14	Q1 2014/15			Annual Target 2014/15	Benchmark	
			Value	Value	Value	Status	Short Trend			Note
C.S.3.1a	03. SMP GIRFEC - Support children and young people to manage risk taking behaviour	Percentage of young people with serious substance misuse with a care plan	100%	100%	100%			<p>Q1 14/15: On Target.</p> <p>Request to change wording to 'Percentage of young people with serious substance misuse that have a stage 3 plan'</p>	100%	No formal benchmark available.
C.S.3.2a	03. SMP GIRFEC - Support children and young people to manage risk taking behaviour	Percentage of children affected by parental substance misuse that have a care plan	N/A	N/A	100%			<p>Q1 14/15: On Target. There are 28 children on the Child Protection Register where parental substance has been identified as the primary risk; all of these have a Care Plan.</p> <p>Request to delete this indicator as it does not provide helpful information.</p>	100%	
C.S.5.1a	05. SMP GIRFEC - Improve outcomes for vulnerable or at risk children and young people	Percentage of young people ceasing to be looked after at home, who achieved at least one SCQF level 3 or better (English or Maths)	75%	N/A	N/A			<p>Q1 14/15: Data will be available in Q3.</p>	85%	
C.S.5.1b	05. SMP GIRFEC - Improve outcomes for vulnerable or at risk children and young people	Percentage of young people ceasing to be looked after away from home, who achieved at least one SCQF level 3 or better (any subject)	65%	N/A	N/A			<p>Q1 14/15: Data will be available in Q3.</p>	85%	
C.S.5.1c	05. SMP GIRFEC - Improve outcomes for vulnerable or at risk children and young people	Percentage of young people ceasing to be looked after at home, who achieved at least one SCQF level 3 or better (any	75%	N/A	N/A			<p>Q1 14/15: Data will be available in Q3.</p>	85%	

PI Code	Priority	PI	2013/14	Q1 2013/14	Q1 2014/15			Annual Target 2014/15	Benchmark	
			Value	Value	Value	Status	Short Trend			Note
		subject)								
C.S.5.1d	05. SMP GIRFEC - Improve outcomes for vulnerable or at risk children and young people	Percentage of young people ceasing to be looked after away from home, who achieved at least one SCQF level 3 or better (English or Maths)	65%	N/A	N/A	▬	▬	Q1 14/15: Data will be available in Q3.	85%	
C.S.5.3a	05. SMP GIRFEC - Improve outcomes for vulnerable or at risk children and young people	Number of Emergency referrals to MARG (Multi Agency Review Group)	1	0	0	✔	↑	Q1 14/15: On Target. Request to change text to omit the word 'Emergency'.	6	No formal benchmark available.
C.S.5.4a	05. SMP GIRFEC - Improve outcomes for vulnerable or at risk children and young people	Percentage of actions in the plans for vulnerable 2 year olds that are completed or on target	N/A	100%	N/A	▬	▬	Q1 14/15: Data will be available in Q4.	80%	No formal benchmark available.
C.S.6.1a	06. Protecting Midlothian's Children	Percentage of young people at Stage 3 with CYP MAPs	N/A	N/A	100%	✔	▬	Q1 14/15: On Target. Request to delete this indicator as all CP have stage 3 plans and this does not provide additional information.	100%	
C.S.6.2a	06. Protecting Midlothian's Children	Number of secure placements outwith the authority (secure accommodation & residential schools)	1.5	2	1	✔	▬	Q1 14/15: On Target. Request to replace this indicator by Core Group measures - see front page section.	3	Midlothian 2012/13 1st Quarter: 3
C.S.6.2b	06. Protecting Midlothian's Children	Number of young people in non-secure (residential) placements outwith the authority	19	20	17	✔	▬	Q1 14/15: On Target. Request to replace this indicator by Core Group measures - see front page section.	22	Midlothian 2012/13 1st Quarter: 42

PI Code	Priority	PI	2013/14	Q1 2013/14	Q1 2014/15			Annual Target 2014/15	Benchmark	
			Value	Value	Value	Status	Short Trend			Note
C.S.7.1a	07. Develop and implement a programme of continuous improvement and efficiency to develop additional capacity	Percentage of service providers with block contracting arrangements with SLAs/contracts	N/A	N/A	N/A			Q1 14/15: Data will be available in Q4.	85%	No formal benchmark available.
C.S.7.1b	07. Develop and implement a programme of continuous improvement and efficiency to develop additional capacity	Percentage of providers with SLAs with contract monitoring framework	N/A	N/A	N/A			Q1 14/15: Data will be available in Q4.	86%	No formal benchmark available.
C.S.7.1c	07. Develop and implement a programme of continuous improvement and efficiency to develop additional capacity	Percentage of commissioned services with SLAs	N/A	N/A	N/A			Q1 14/15: Data will be available in Q4.	80%	
C.S.7.2a	07. Develop and implement a programme of continuous improvement and efficiency to develop additional capacity	Percentage of the HMIe Main Areas for Improvement addressed to a satisfactory level	N/A	N/A	N/A			Q1 14/15: Data will be available in Q4.	100%	No formal benchmark available.

PI Code	Priority	PI	2013/14	Q1 2013/14	Q1 2014/15			Annual Target 2014/15	Benchmark	
			Value	Value	Value	Status	Short Trend			Note
C.S.7.4a	07. Develop and implement a programme of continuous improvement and efficiency to develop additional capacity	Percentage of Children's Hearing system reports submitted within target time	N/A	83%	N/A			Q1 14/15: Data will be available in Q2.	85%	
C.S.7.4b	07. Develop and implement a programme of continuous improvement and efficiency to develop additional capacity	Percentage of children seen by a supervising officer within 15 days	82.75%	87%	64%			Q1 14/15: Off Target.	75%	
C.S.7.5b	07. Develop and implement a programme of continuous improvement and efficiency to develop additional capacity	Percentage of newly qualified staff who complete their Year 1 training	N/A	N/A	N/A			Q1 14/15: Data will be available in Q4.		
SMP.G.C.5.2a	01. SMP GIRFEC - Focus on prevention and early intervention to ensure children and young people are safe, healthy, achieving, nurtured, respected, responsible and included	Increase the number of self directed support service users	19.75	23	19			Q1 14/15: Off Target. Children's Services continue to work with adult service to integrate processes and systems for transforming services	25	

04. Local Government Benchmarking Framework

PI Code	Priority	PI	2013/14	Q1 2013/14	Q1 2014/15				Annual Target 2014/15	Benchmark
			Value	Value	Value	Status	Short Trend	Note		
CHN08a		The Gross Cost of "Children Looked After" in Residential Based Services per Child per Week	Data not available yet	N/A	N/A	N/A	N/A	Q1 14/15: Data will be available in Q4.		2011/12 Rank 7
CHN08b		The Gross Cost of "Children Looked After" in a Community Setting per Child per Week	Data not available yet	N/A	N/A	N/A	N/A	Q1 14/15: Data will be available in Q4.		2012/13 Rank 18
CHN09		Balance of Care for looked after children: % of children being looked after in the Community	91%	N/A	70%	N/A	N/A	Q1 14/15: No target set.		2011/12 Rank 26