

## Progress in delivery of strategic outcomes

### Promoting Economic Development

- . Penicuik Business Improvement District proposals progressed to ballot stage.
- . Borders Rail Line – collaborative work with partners on the 'Borders Rail Blueprint and Action Plan' publication; preparation for raising awareness amongst local tourism and other businesses ahead of the opening in September 2015.
- . Edinburgh Region City Deal – collaborative work with five partner Councils in South East Scotland to prepare and submit first stage bid to Scottish and UK Governments.
- . Successful Midlothian Food and Drink Awards in June 2014.
- . Successful Midfest in September 2014.
- . Completion of the Dalkeith Town Centre Heritage Initiative and Conservation Area Regeneration Scheme with all project objectives achieved.
- . Shawfair – conclusion of sale of Council-owned land to developers, completion of legal planning agreement, and formal issue of the outline planning permission for the whole development area.
- . Preparation and Council approval of the Midlothian Local Development Plan: Proposed Plan, for publication in May 2015.

### Supporting, Protecting and Developing Communities

- . Successful Community Partnership Day in October 2014 which was well attended by partner organisations and local community representatives to set key direction of public and third sectors' intervention in Midlothian.
- . Refresh of Neighbourhood Plans for Loanhead, Gorebridge and Penicuik.
- . Completion and implementation of a major review of the Council's grants to communities.
- . Full review of the Welfare Rights Team to provide more effective delivery of support to individuals and families.
- . New and fully revised Scheme for Midlothian Community Councils approved by Council in June 2014.
- . Progress ahead of schedule on the implementation of the Gorebridge Conservation Area Regeneration Scheme.
- . Environmental Health taking a major role in representing the Council on the formal statutory Incident Management Group dealing with the carbon dioxide contamination at Newbyres Crescent, Gorebridge.
- . Building Standards, Environmental Health and Planning services all taking a major role in dealing with the Ryze Trampolining Centre following serious incidents at the premises.
- . Intensive campaign with Police Scotland to investigate premises trading new psychoactive substances, or 'legal highs'.
- . Tobacco test purchasing conducted at more than 50 retail premises to assess the extent of selling to under 18 years old customers.

### Improving Quality of Services

- . Planning applications performance – exceeded targets, an improvement for the fifth consecutive year, and above the Scottish average.
- . Building Standards – retained 'Customer Excellence' status with additional commendations – Midlothian standards of customer handling recognised as model of good practice by Scottish Government.
- . Planning Service performance shows year on year improvements through the formal national Planning Performance Framework.
- . Food Standards Agency audit of Midlothian's Environmental Health Food Service concluded it is a fully effective and efficient front line statutory service with many aspects of particularly good practice.
- . Successful engagement with the business community to raise awareness of the forthcoming introduction of new Food Standards legislation.
- . Trading Standards – establishment of a much more effective intelligence database, recognised as a high performing Council in this area of activity by Scottish Government.

## Emerging Challenges

- . Deploy sufficient resources to review and implement the Child Poverty Action Plan.
- . Achieving step change improvements to the Midlothian economy through 'Ambitious Midlothian'.
- . Maximising the economic dividend from the arrival of the Borders Rail Line.
- . Securing a 'good deal' for Midlothian from the Edinburgh Region City Deal.
- . Submit a successful bid for Tyne Esk LEADER funding.
- . Setting the right strategic agenda for Midlothian in the South East Scotland Strategic Development Plan No. 2.
- . Successfully take the Midlothian Local Development Plan through to Public Examination stage.
- . Working with Transport Scotland and others to ensure expansion at the Easter Bush employment/education area is not constrained by lack of essential infrastructure.
- . Enhancing support for Midlothian communities through review of the neighbourhood planning process, completion of an effective community asset transfer policy, development of participatory budgeting, and tackling the issues around the retailing of new psychoactive substances.
- . Promoting demonstrable improvement in at least two of Midlothian's town centres; Gorebridge and Penicuik.
- . Continue to deliver a high quality customer focused service in the regulatory and development functions of Building Standards, Environmental Health, Planning, and Trading Standards.

***Action to address these challenges are set out in the Communities and Economy Service Plan 2015/16.***

# Communities and Economy PI summary

## Outcomes and Customer Feedback

Priority	Indicator	2013/14	Q1 2014/15	Q2 2014/15	Q3 2014/15	2014/15				Annual Target 2014/15	Feeder Data	Value
		Value	Value	Value	Value	Value	Status	Note	Short Trend			
01. Provide an efficient complaints service	Number of complaints received (cumulative)	8	19	28	20	36		Data only				
01. Provide an efficient complaints service	Average time in working days to respond to complaints at stage 1	9.43	1.29	1.47	2.42	2.2		14/15: On Target.		5	Number of complaints complete at Stage 1	25
											Number of working days for Stage 1 complaints to be Completed	55
01. Provide an efficient complaints service	Average time in working days to respond to complaints at stage 2	22	0	0	25	25		14/15: Off Target. One stage 2 complaint took 25 days. Outstanding complaints are being addressed by the relevant officers.		20	Number of complaints complete at Stage 2	1
											Number of working days for Stage 2 complaints to be Completed	25
01. Provide an efficient complaints service	Percentage of complaints at stage 1 complete within 5 working days	57.14 %	92.86 %	100%	68.42 %	88%		14/15: Off Target. 3 complaints took longer than 5 days and are being addressed by the relevant officers.		95%	Number of complaints complete at Stage 1	25
											Number of complaints at stage 1 responded to within 5 working days	22
01. Provide an efficient complaints service	Percentage of complaints at stage 2 complete within 20 working days	0%	N/A	100%	0%	0%		14/15: Off Target. Only one stage 2 complaint took 25 days, it is being addressed by the relevant officer.		95%	Number of complaints complete at Stage 2	1
											Number of complaints at stage 2 responded to within 20 working days	0

## Making the Best Use of our Resources

Priority	Indicator	2013/14	Q1 2014/15	Q2 2014/15	Q3 2014/15	2014/15				Annual Target 2014/15	Feeder Data	Value
		Value	Value	Value	Value	Value	Status	Note	Short Trend			
02. Manage budget effectively	Performance against revenue budget	N/A	£ 6.491 m	N/A	£ 3.733 m	N/A		14/15: Budget information will be presented to the Council in June 2015.				
04. Manage stress and absence	Average number of working days lost due to sickness absence (cumulative)	6.34	2.83	5.54	6.63	8.37		14/15: Off Target. There are a few long term absences which have a large effect on the average from a relatively small staff headcount. However, these are being actively addressed.		4.50	Number of days lost (cumulative)	901.02
											Average number of FTE in service (year to date)	107.7

## Corporate Health

Priority	Indicator	2013/14	Q1 2014/15	Q2 2014/15	Q3 2014/15	2014/15			Annual Target 2014/15	Feeder Data	Value	
		Value	Value	Value	Value	Value	Status	Note				Short Trend
05. Complete all service priorities	% of service priorities on target / completed, of the total number	79.17 %	96.08 %	90%	86%	74%		<b>14/15: Off Target.</b>		90%	Number of service & corporate priority actions	50
06. Process invoices efficiently	% of invoices paid within 30 days of invoice receipt (cumulative)	94.12 %	98.93 %	98.94 %	98.99 %	98.01 %		<b>14/15: On Target.</b>		92%	Number received (cumulative)	401
08. Improve PI performance	% of PIs that are on target/ have reached their target.	76.92 %	77.27 %	90.48 %	86.96 %	72.41 %		<b>14/15: Off Target.</b>		90%	Number on tgt/ tgt achieved	21
09. Control risk	% of high risks that have been reviewed in the last quarter	100%	100%	100%	100%	100%		<b>14/15: On Target.</b> No risks are graded as high.		100%	Number of high risks reviewed in the last quarter	0

## Improving for the Future









Priority	Indicator	2013/14	Q1 2014/15	Q2 2014/15	Q3 2014/15	2014/15			Annual Target 2014/15	Feeder Data	Value	
		Value	Value	Value	Value	Value	Status	Note				Short Trend
10. Implement improvement plans	% of internal/external audit/BVR actions on target/ completed, of the total.	100%	0%	100%	100%	83.33 %		<b>14/15: Off Target.</b>		90%	Number of on tgt/ completed actions	15








# Communities and Economy Action report













## Service Priority Actions









Code	Priority	Action	Due Date	Icon	Progress	Comment & Planned Improvement Action
CE.S.1.1	01. SMP SG - Enhance/safeguard our town centres and historic environment in Midlothian	Completion of Dalkeith Town Centre Townscape Heritage Initiative/Conservation Area Regeneration Scheme	31-Mar-2015		100%	<b>14/15: Complete.</b> The Dalkeith Conservation Area Regeneration Scheme (CARS) finished at the end of March 2013 and the final audit report has been submitted to Historic Scotland. The report has been accepted and the remaining CARS grant retention has been released. The Townscape Heritage Initiative (THI) element of the project was granted a two month extension and the building work and training projects were complete/delivered by 31 August 2014. The project evaluation of the THI is now complete and has been submitted to the Heritage Lottery Fund (HLF) for final approval. Retention will be released once the report has been approved and HLF receive confirmation that the funding acknowledgement plaque (for the public realm works) is in place.
CE.S.1.2		Progress on implementation of Gorebridge Conservation Area Regeneration Scheme	31-Mar-2015		100%	<b>14/15: Complete.</b> The Gorebridge Conservation Area Regeneration Scheme (CARS) is now in year 2 of the five year project. Year 3 begins 1 April 2015. One new building grant was approved during Q4. Work to progress the priority project, Newbyres Hall, has been ongoing and a report has been submitted to Historic Scotland requesting additional funding to support this project. Work is progressing on various community projects including Gorebridge: Past, Present and Future; a community archive project; and the potential reuse of vacant property at Gorebridge Station. The funding application submitted to the Coalfield Regeneration Trust was successful and will provide financial support for the archive project. Community engagement undertaken in Q4 includes conservation assessments undertaken in conjunction with the Edinburgh School of Architecture.







Code	Priority	Action	Due Date	Icon	Progress	Comment & Planned Improvement Action
CE.S.2	02. SMP SG - Tackle issues relating to climate change	Implementation and Review of Climate Change and Sustainable Development Action Plan	31-Mar-2015		65%	<b>14/15: Off Target.</b> There has been slippage with a small number of actions post-Q2. Completion had been anticipated by Q4 but has not been achieved, principally due to unforeseen changes in the staff resource. It is intended to regularise the situation in 2015/16, primarily through a review of the Planning Service.
CE.S.3.1	03. SMP SG - Support the local economy through the Midlothian economic recovery plan (Ambitious Midlothian)	Implementation of 'Ambitious Midlothian' (the Midlothian Economic Recovery Plan).	31-Mar-2015		100%	<b>14/15: Complete.</b> The Midlothian Economic Recovery Plan is now known as 'Ambitious Midlothian'. It was approved by cabinet and actions are now being implemented.
CE.S.3.2		Direct Support to Business	31-Mar-2015		100%	<b>14/15: Complete.</b> The Midlothian Economic Recovery Plan is now known as 'Ambitious Midlothian'. Involvement in Start Up loan scheme. 475 businesses or potential business provided with advice on how to start or grow their businesses, HR advice or find premises.
CE.S.3.3		Promotion of economic growth in Midlothian including the Bush Estate	31-Mar-2015		100%	<b>14/15: Complete.</b> Easter Bush Development Board met on 10/2/2015 to renew progress and action plan for 2015/16.
CE.S.3.4		Completion of legal planning agreement, issue of planning permission and implementation of Development at Shawfair	31-Mar-2015		100%	<b>14/15: Complete.</b> Planning permission issued in August 2014.
CE.S.3.5		Publication of Proposed Midlothian Local Development Plan and further procedures to final adoption	31-Mar-2015		95%	<b>14/15: Off Target.</b> Draft Proposed Plan and associated documents approved by Council on 16 December 2014, with a statutory 'deposit' period beginning May 2015.
CE.S.3.6		Input to Implementation of South East Scotland Strategic Development Plan (SDP) No.1 and the preparation of SDP No.2 plan)	31-Mar-2015		100%	<b>14/15: Complete.</b> Work has proceeded on SDP2 as per programme. Requested information for MIR2 supplied 25 March 2015.
SMP.SG.CE.9.1	04. SMP SG - Maximise next generation community broadband	Close working liaison with Scottish Government and BT in the Rollout of 'Superfast' Broadband across Midlothian	31-Mar-2015		100%	<b>14/15: Complete.</b> Project is ongoing until December 2017. The first stage in Midlothian will commence in October 2015 until March 2016.








Code	Priority	Action	Due Date	Icon	Progress	Comment & Planned Improvement Action
CE.S.5.1	05. SMP SG - Promote Midlothian - to visitors and business	Establish and Implement Year One Programme of a New Tourism and Events Strategy	31-Mar-2015		100%	<b>14/15: Complete.</b> In partnership with Visit Scotland and Midlothian Tourism Forum.
CE.S.6.1	06. SMP IOM - Increased positive destinations for adults and young people	Working with Local Employers to provide 'Positive Destinations'	31-Mar-2015		100%	<b>14/15: Complete.</b> Four Career Fairs held, plus work placements ongoing.
CE.S.6.2		Support / implement Single Employer Offer	31-Mar-2015		100%	<b>14/15: Complete.</b> Successful Employer engagement event held with cabinet secretary, Single Offer now launched, so initial action completed.
CE.S.6.3		Manage Key Transitions for young people leaving school	31-Mar-2015		100%	<b>14/15: Complete.</b> Additional support through new Lifelong Learning & Employability service.
CE.S.6.4		Deliver elements of Whole Systems Approach and early and effective intervention	31-Mar-2015		100%	<b>14/15: Complete.</b> All of the Young People aged 16-17yrs (6 in total) who met the criteria for Diversion under the Whole Systems Approach and agreed to Diversion when interviewed by Police were successfully diverted from prosecution. We received 3 requests from the Fiscal to be considered for Diversion, 2 were successful and 1 young person did not meet the criteria. In addition using the principles of Early and Effective Intervention, 36 Young People between the aged between 8-15yrs were diverted through the multi-agency screening group.  We are also regularly reviewing through multi-agency discussions those young people at highest risk of re-offending.
CE.S.6.5		Develop vocational curriculum offer in secondary schools	31-Mar-2015		100%	<b>14/15: Complete.</b> Seven schools involved in vocational curriculum including Rural Skills, Tots to Teens and Childcare.
CE.S.6.6		Develop the Post PAVE Transition Programme	31-Mar-2015		100%	<b>14/15: Complete.</b>



Code	Priority	Action	Due Date	Icon	Progress	Comment & Planned Improvement Action
CE.S.7.1	07. SMP IOM - Engagement with local employers	Co-ordinate Community Benefits in Procurement	31-Mar-2015		100%	<b>14/15: Complete.</b> Assistant Coordinator Opportunities for All supporting community benefits, included in Bilston Primary School for example.
CE.S.7.2		Provide one to one business and capacity building support to Third Sector organisations	31-Mar-2015		50%	<b>14/15: Off Target.</b> Recruitment restricted due to service review means the staff team of 1.5 FTE can only provide essential cover and has targeted support to key large grant aided groups
SMP.IOM.CE.1.8		Provide training and support to Third Sector organisations to develop quality volunteering placements and good practice in volunteer management	31-Mar-2015		100%	<b>14/15: Complete.</b>
CE.S.8.1	08. SMP IOM - Support financially vulnerable households in the current economic climate including Welfare Reform	Revise Child Poverty Action Plan	31-Mar-2015		50%	<b>14/15: Off Target.</b> A 'Top Ten' service priority for 2015/16.
CE.S.8.2		Reconfigure and deliver Welfare Rights Service responding to Welfare Reform	31-Mar-2015		100%	<b>14/15: Complete.</b>
CE.S.9.1	09. SMP IOM - Build community, workforce and partners' capacity to tackle health inequalities and influence public health policy	Support Joint Health Improvement Partnership	31-Mar-2015		100%	<b>14/15: Complete.</b> Actions in plan completed or on target by agreed timescales.
CE.S.9.2		Co-ordinate the development of current Neighbourhood Plans	31-Mar-2015		100%	<b>14/15: Complete.</b> All 16 areas now have a plan completed or in progress to complete.
CE.S.9.3		Complete the approval of a revised scheme of operation for community councils	31-Mar-2015		100%	<b>14/15: Complete.</b> Secured agreement, implementation surgeries to be held between Sept and Dec 2014. 3 years for community councils to adopt revised constitution.
CE.S.9.4		Evaluate possible models for future delivery of Neighbourhood planning	31-Mar-2015		100%	<b>14/15: Complete.</b> Evaluative report produced and reported to Community Planning Partnership annual planning day, new format for delivery being devised.
CE.S.9.5		Widen role of community venues as service hubs, and build their role as key anchors in local areas.	31-Mar-2015		100%	<b>14/15: Complete.</b> Council component on target, EU innovation Fund has not yet made its decision.



Code	Priority	Action	Due Date	Icon	Progress	Comment & Planned Improvement Action
CE.S.10.1	10. Develop and implement a programme of continuous improvement and efficiency to develop additional capacity	Maintain performance levels in the handling of Householder and other Local Planning Applications	31-Mar-2015		100%	<b>14/15: Complete.</b>
CE.S.10.3		Review and develop the Building Standards Balanced Scorecard	31-Mar-2015		100%	<b>14/15: Complete.</b>
CE.S.10.4		Consolidate and Develop 'Investors in People' status of Building Standards	31-Mar-2015		100%	<b>14/15: Complete.</b>
CE.S.10.5		Consolidate and Develop 'Customer Excellence' status of Building Standards	31-Mar-2015		100%	<b>14/15: Complete.</b>
CE.S.10.6		Conduct of six monthly, feedback surveys of Applicants and Others involved in the Planning Application Process	31-Mar-2015		50%	<b>14/15: Off Target.</b> Preparatory work undertaken; survey to be undertaken in Summer 2016.
CE.S.10.7		Establish and gain approval for the establishment of a revised Planning and Performance Management Framework	31-Mar-2015		70%	<b>14/15: Off Target.</b> The new structure, roles and responsibilities of the Performance and Planning Team are being clarified, with the new service to be fully operational in Q1 2015/16.
CE.S.10.8		Establish and co-ordinate robust corporate service planning and performance management across the Council	31-Mar-2015		70%	<b>14/15: Off Target.</b> Revised Service Planning guidance has been introduced with priorities in each plan linking to the strategic outcomes in the Single Midlothian Plan. The measures in the plans now give greater clarity of a Service's delivery of their priorities. New service to be fully operational in Q1 2015/16.
CE.S.10.9		Review all non determined planning applications which are more than a year old (Legacy applications).	31-Mar-2015		100%	<b>14/15: Complete.</b> 15 of the 36 2014 legacy cases have been resolved.





Code	Priority	Action	Due Date	Icon	Progress	Comment & Planned Improvement Action
CE.S.11.1	11. Continuation of Contaminated Land Programme	Deliver Contaminated Land Strategy objectives	31-Mar-2015		100%	<b>14/15: Complete.</b> The remaining desk studies have been completed and have prioritised the sites at which intrusive investigations may be required. The major remediation project is concluded.
CE.S.12.1	12. Protect and improve the health of people living in Midlothian	Implement the Housing (Scotland) Act 2008 Section 72 Statement. Private Sector Housing Grants to assist disabled applicants to live in their own homes	31-Mar-2015		97%	<b>14/15: Off Target.</b> Section 72 Statement of Assistance implemented through delivery of Private Sector Housing Grants (PSHG) disabled adaptations grants to enable those individuals to continue to live in their own homes. A small number of applications took slightly longer to approve due to impact of partnership working on staff resources. Revision of the Section 72 Statement commenced in Q3 14/15 and has been circulated for 1st stage consultation.
CE.S.12.2		Implement the Housing (Scotland) Act 2008 Section 72 Statement of assistance to homeowners	31-Mar-2015		100%	<b>14/15: Complete.</b> All homeowners seeking advice or assistance (excluding financial assistance) have received response within service timescales.
CE.S.12.3		Monitor air quality in Midlothian	31-Mar-2015		100%	<b>14/15: Complete.</b> Progress is as expected given that the collection of data throughout the year amounts to 60% of the workload; the remaining 40% is the production of the annual air monitoring report which is completed and submitted in Q2 of the following year. Findings of 2014 Progress Report accepted by Scottish Government and SEPA.
CE.S.13.1	13. Deliver an Environmental Health Service in line with current legislation	Through effective partnership working with East Lothian Council improve service capacity, resilience, flexibility and quality; including the identification of efficiencies with an interim review of the pilot in May 2014 and a full review in November 2014.	31-Mar-2015		100%	<b>14/15: Complete.</b> We continued to deliver a service which met the statutory requirements and the needs of the people in both local authorities in terms of service demands. There was limited progress in developing the partnership activities beyond partnership management. Full review was completed and the pilot was concluded on 31 March 2015.
CE.S.13.2		Deliver the statutory functions on Food Safety and Food Standards enforcement	31-Mar-2015		100%	<b>14/15: Complete.</b> The statutory functions of the Food Service plan are being met as resources have been diverted to compensate for staff vacancy.











Code	Priority	Action	Due Date	Icon	Progress	Comment & Planned Improvement Action
CE.S.13.3	13. Deliver an Environmental Health Service in line with current legislation	Prepare for the introduction of the new food body; Food Standards Scotland in April 2015	31-Mar-2015		100%	<b>14/15: Complete.</b> The publication of information to allow preparation is awaited – no action required at this stage.
CE.S.13.4		Deliver the functions of the Health & Safety Enforcement Service Plan	31-Mar-2015		35%	<b>14/15: Off Target.</b> The statutory functions of the Health & Safety plan are being met only with regards to reactive / response work. The intervention programme has been suspended to meet demands from accident investigations and the food service plan. 2 Staff recruited to start in Q1 15/16 but still 2 vacancies.
CE.S.13.5		Deliver a mechanism to address public health concerns re Radon gas within the Midlothian area	31-Mar-2015		15%	<b>14/15: Off Target.</b> The initial round of radon sampling in those residential premises identified as being at risk of radon has been completed and action has been taken in those LA residential premises that indicated raised levels. However, there has been little progress in development of the 2nd stage – a major incident intervened and has absorbed a significant amount of resources. This has been transferred forward for action in 2015-16.
CE.S.14.1	14. Deliver a Trading Standards Service in line with current legislation	Deliver a tobacco test purchasing project to detect under-age sales	31-Mar-2015		100%	<b>14/15: Complete.</b> June 2014 – a sizeable integrity testing exercise has been conducted on 46 premises. It is hoped however that a further [formal] exercise can be carried out in 2014, as part of the pilot partnership with East Lothian Council.
CE.S.14.2		In conjunction with East Lothian Council agree a framework with the AHVLA for animal health and welfare	31-Mar-2015		75%	<b>14/15: Off Target.</b> Further work has been carried out, but completion will now be end of April 2015.
CE.S.14.3		Complete the 'fitting out' of Mass and Volumetric labs	31-Mar-2015		75%	<b>14/15: Off Target.</b> No further progress. Dampness still present in Mass lab. Surveyors are working on a solution. Volumetric lab not complete. Still awaiting word from surveyors.
CE.S.14.4		Carry out a feasibility study with Police Scotland for the Community Safety Partnership of No Cold Calling Zones	31-Mar-2015		60%	<b>14/15: Off Target.</b> However, good progress in Q4. Further contact with proposed pilot areas and street signs, literature, etc are now in the final stages of completion. Pilots likely to be set-up during May 2015.





Code	Priority	Action	Due Date	Icon	Progress	Comment & Planned Improvement Action
CE.S.14.5		Undertake a credit advertising project	31-Mar-2015		100%	<b>14/15: Complete.</b>
CE.S.14.6		In conjunction with the Financial harm Working group, respond to the National Scams Hub Project	31-Mar-2015		100%	<b>14/15: Complete.</b>









# Communities and Economy PI Report

## Service Priority Indicators











PI Code	Priority	PI	2013/14	Q1 2014/15	Q2 2014/15	Q3 2014/15	2014/15				Annual Target 2014/15	Benchmark
			Value	Value	Value	Value	Value	Status	Short Trend	Note		
CE.S.1.1a	01. SMP SG - Enhance/safeguard our town centres and historic environment in Midlothian	Programme of annual town centre health checks implemented	N/A	0	4	4	4			<b>14/15: On Target.</b> Health checks have been undertaken in Bonnyrigg, Dalkeith, Loanhead and Penicuik. Results are being compiled.	4	
CE.S.1.2a		Award of available grant funding for Gorebridge Conservation Area Regeneration Scheme	N/A	20%	34%	61%	75%			<b>14/15: On Target.</b> The Gorebridge Conservation Area Regeneration Scheme is a five year project which provides historic building grants to eligible properties within the town centre. A total of £377,500 is currently available during the five year work programme. A report has been submitted to Historic Scotland requesting additional funding for the Newbyres Hall priority project. The percentage shown is measured across the full five year programme rather than annually. By Q4 2014/15 £284,600 of the total available has been awarded which is 75% of the funding available for building work.	25%	

PI Code	Priority	PI	2013/14	Q1 2014/15	Q2 2014/15	Q3 2014/15	2014/15			Annual Target 2014/15	Benchma rk	
			Value	Value	Value	Value	Value	Status	Short Trend			Note
CE.S.2a	02. SMP SG - Tackle issues relating to climate change	Percentage of actions that have been implemented or are on target within the Climate Change and Sustainable Development Action Plan	N/A	100%	100%	60%	65%			<b>14/15: Off Target.</b> There has been slippage with a small number of actions post-Q2. Completion had been anticipated by Q4 but has not been achieved, principally due to unforeseen changes in the staff resource. It is intended to regularise the situation in 2015/16, primarily through a review of the Planning Service .	100%	
CE.S.3.1a	03. SMP SG - Support the local economy through the Midlothian economic recovery plan (Ambitious Midlothian)	Improved economic indicator data	Yes	Yes	Yes	Yes	Yes			<b>14/15: On Target.</b>	Yes	
CE.S.3.2a		Number of start- up/micro businesses supported in partnership with Business Gateway	196	35	85	93	198			<b>14/15:</b> Very slightly off target but a slight improvement on 2013/14.	200	
CE.S.3.4a		Number of houses and other developments provided at Shawfair	N/A	N/A	N/A	N/A	N/A			<b>14/15:</b> This measure is dependent on the Shawfair development commencing. Planning permission issued in August 2014. Progress now dependent on the developers and landowners.		
CE.S.3.5a		Complete stages of plan preparation (Midlothian Local Development Plan)	N/A	50%	65%	80%	95%			<b>14/15: Off Target.</b> Draft Proposed Plan and associated documents approved by Council on 16 December 2014, with a statutory 'deposit' period beginning May 2015.	100%	











PI Code	Priority	PI	2013/14	Q1 2014/15	Q2 2014/15	Q3 2014/15	2014/15			Annual Target 2014/15	Benchma rk	
			Value	Value	Value	Value	Value	Status	Short Trend			Note
CE.S.3.6a		Complete stages of plan preparation (SES Plan)	N/A	25%	50%	75%	100%			<b>14/15: On Target.</b> Work has proceeded on SDP2 as per programme. Requested information for MIR2 supplied 25 March 2015.	100%	
PD.LPI.06	03. SMP SG - Support the local economy through the Midlothian economic recovery plan (Ambitious Midlothian)	Percentage of population covered by a Local Plan or Local Development Plan prepared within the last five years, and (in the case of an LDP) within two years of Strategic Development Plan approval	0%	0%	0%	0%	0%			<b>14/15: Off Target.</b> It is five years since the Midlothian Local Plan was adopted (December 2008) and progress with its replacement, the Midlothian Local Development Plan (MLDP), has proceeded in tandem with the timetable for the Strategic Development Plan for South East Scotland (SESplan). SESplan was approved with modifications by Scottish Ministers in June 2013, the modifications requiring the preparation of Supplementary Guidance on Housing Land. The Supplementary Guidance was subject to consultation, ending on 23 December 2013; the finalised Guidance was ratified by the Member Councils and submitted to Scottish Ministers on 21 May 2014. Ministers then sought to amend the Guidance prior to adoption, which resulted in a further three-month slippage in the adoption of the Strategic Development Plan until September 2014. This delay in confirming the SESplan housing land requirements had a knock-on effect on the timetable for confirming the development strategy for the MLDP Proposed Plan. Further, the timing of the publication of the National Planning Framework 3 and new	100%	N/A



PI Code	Priority	PI	2013/14	Q1 2014/15	Q2 2014/15	Q3 2014/15	2014/15				Annual Target 2014/15	Benchma rk	
			Value	Value	Value	Value	Value	Status	Short Trend	Note			
											Scottish Planning Policy (June 2013) has been another factor influencing the programme for the Proposed Plan. The draft Proposed Plan was approved by Council in December 2014, which, following publication, will allow the statutory 'deposit' period to begin in May 2015.		
PD.LPI.07	03. SMP SG - Support the local economy through the Midlothian economic recovery plan (Ambitious Midlothian)	% of new housing developments implemented/ with planning permission which include at least 5% affordable housing	95%	100%	100%	100%	100%			<b>14/15: On Target.</b>	95%	N/A	
SMP.SG.CE.9.1a	04. SMP SG - Maximise next generation community broadband	Extent of superfast broadband coverage in Midlothian	N/A	N/A	N/A	N/A	94%			<b>14/15: On Target.</b> Baseline is 75% of premises; aim is to increase this by 20% to 95% by 2017. Phase 1 in Midlothian will be rolled out between October 2015 and March 2016. This rollout timetable is set by BT and the Scottish Government.	80%		
CE.S.5.1a	05. SMP SG - Promote Midlothian - to visitors and business	National "STEAM" (Tourism) indicators	Yes	Yes	Yes	Yes	Yes			<b>14/15: On Target.</b> STEAM reports twice per year. Visitor numbers are up by 3% on last year.	Yes		
CE.S.6.5a	06. SMP IOM - Increased positive destinations for adults and young people	Number of secondary schools participating in vocational curriculum	N/A	7	7	7	7			<b>14/15: On Target.</b> Seven schools involved in vocational curriculum including Rural Skills, Tots to Teens and Childcare.	7		



PI Code	Priority	PI	2013/14	Q1 2014/15	Q2 2014/15	Q3 2014/15	2014/15				Annual Target 2014/15	Benchma rk
			Value	Value	Value	Value	Value	Status	Short Trend	Note		
CE.S.6.6a	06. SMP IOM - Increased positive destinations for adults and young people	Percentage of PAVE leavers who have positive and sustained destinations	N/A	N/A	N/A	N/A	80%			<b>14/15: Off Target.</b> 12 out of 15 (80%) of PAVE leavers had a positive destination in the survey taken October 2014.	100%	
CE.S.9.2a	09. SMP IOM - Build community, workforce and partners' capacity to tackle health inequalities and influence public health policy	Number of Neighbourhood plans developed	N/A	N/A	3	3	16			<b>14/15: On Target.</b>	3	
CE.S.10.2a	10. Develop and implement a programme of continuous improvement and efficiency to develop additional capacity	Reduction in the average time to determine a major planning application	N/A	N/A	N/A	N/A	N/A			<b>14/15:</b> The figures are collated by Scottish Government. 2014/15 figures are not available to date. The average time to determine a major application in 2013/14 was 60.5 weeks. This compared to 31.8 weeks in 2012/13 and 71 weeks in 2011/12.	10%	
CE.S.10.3b		Percentage of actions in the Building Standards Balanced Scorecard improvement plan that are on target.	100%	25%	50%	75%	100%			<b>14/15: On Target.</b>	100%	
CE.S.10.4a		Percentage of actions in the Building Standards 'Investors in People' action plan that are on target	N/A	25%	50%	75%	100%			<b>14/15: On Target.</b>	100%	

PI Code	Priority	PI	2013/14	Q1 2014/15	Q2 2014/15	Q3 2014/15	2014/15			Annual Target 2014/15	Benchma rk	
			Value	Value	Value	Value	Value	Status	Short Trend			Note
CE.S.10.5a	10. Develop and implement a programme of continuous improvement and efficiency to develop additional capacity	Percentage of actions in the Building Standards Customer Excellence action plan that are on target	N/A	25%	50%	75%	100%			<b>14/15: On Target.</b>	100%	
CE.S.10.9a		Percentage reduction in the number of undetermined legacy planning applications (as of 1 April 2014)	N/A	0%	N/A	N/A	40%			<b>14/15: On Target.</b> 15 of the 36 2014 legacy cases have been resolved, a reduction of 40%.	10%	
PD.LPI.01		% of first responses issued to Building Warrant applications (Standard type) within 15 working days	98.1%	98%	98%	97.4%	97.4%			<b>14/15: On Target.</b>	80%	N/A
PD.LPI.01		% of first responses issued to Building Warrant applications (Standard type) within 15 working days	98.1%	98%	98%	97.4%	97.4%			<b>14/15: On Target.</b>	80%	N/A
PD.LPI.09		% of first responses issued to Building Warrant applications (Fast Track) within 10 working days	N/A	100%	100%	100%	100%			<b>14/15: On Target.</b>	100%	N/A

PI Code	Priority	PI	2013/14	Q1 2014/15	Q2 2014/15	Q3 2014/15	2014/15			Annual Target 2014/15	Benchma rk	
			Value	Value	Value	Value	Value	Status	Short Trend			Note
PD.LPI.11	10. Develop and implement a programme of continuous improvement and efficiency to develop additional capacity	Average number of working days that Building Warrant application is with Midlothian Building Standards	N/A	16.97	17.45	17	17.2			<b>14/15: On Target.</b>	30	N/A
CE.S.12.3a		Compliance reporting for NO"; SC3 and PM10	100%	N/A	N/A	N/A	100%			<b>14/15: On Target.</b> Report for the proceeding year is due for submission to SEPA and Scottish Government at the end of May 2015. All data has been collected however data requires to be ratified before final report can be completed.	100%	Ratificatio n of findings of annual report by SEPA and Scottish Governm ent.
CE.S.13.1a	13. Deliver an Environmental Health Service in line with current legislation	Efficiencies identified	N/A	N/A	N/A	N/A	No			<b>14/15: Off Target.</b> The Environmental Health partnership pilot with East Lothian was concluded on 31 March 2015. No significant efficiency benefits for Midlothian were identified from the pilot with East Lothian.	Yes	
CE.LPI.05		The % of food premises deemed "Broadly Compliant" with the food hygiene legislation	81%	80%	80%	80%	80%			<b>14/15: Off Target,</b> due to other priority demands on the service.	84%	N/A
CE.S.14.1a	14. Deliver a Trading Standards Service in line with current legislation	Number of retailers targeted in tobacco tests	N/A	46	46	58	58			<b>14/15: On Target.</b> No further test purchasing possible in Q4. 58 integrity test purchases amounts to 46% of retailers registered to sell tobacco in Midlothian.	25	

PI Code	Priority	PI	2013/14	Q1 2014/15	Q2 2014/15	Q3 2014/15	2014/15				Annual Target 2014/15	Benchma rk
			Value	Value	Value	Value	Value	Status	Short Trend	Note		
SPI-13		% of planning applications dealt with within two months	84%	83%	84%	82%	83%			<b>14/15:</b> On Target. The challenge of maintaining the performance, with regard to the determination of planning applications within statutory time periods, at or above 80% is being achieved.	80%	2012/13 Rank 15 Second Quartile of Scottish Local PLanning Authorities

Local Government Benchmarking Framework - Data will be published by the Improvement Service in November/December 2015.  
See table below for service updates where available

PI Code	Priority	PI	2013/14	Q1 2014/15	Q2 2014/15	Q3 2014/15	2014/15				Annual Target 2014/15	Benchma rk
			Value	Value	Value	Value	Value	Status	Short Trend	Note		
CORP5b2		The average time (hours) between time of domestic Noise complaint and attendance on site, for those requiring attendance on site	1.83 hours	N/A	1.01 hours	0.98 hours	0.65 hours	-	↑	<b>14/15:</b> PI now includes less urgent domestic noise complaints. Improved figure from last year is weighted due to quick night time noise service response times.		2013/14 Rank 15 (Second Quartile)
ENV5		Cost of trading standards and environmental health per 1,000 population £	£17,650.53	N/A	N/A	N/A	<b>14/15:</b> LGBF data will be published by the Improvement Service in November/December 2015.					2013/14 Rank 4 (TOP Quartile)
ENV5a		Cost of Trading standards per 1,000 population.	£4,368.36	N/A	N/A	N/A	<b>14/15:</b> LGBF data will be published by the Improvement Service in November/December 2015.					2013/14 Rank 13 (Second Quartile)
ENV5b		Cost of environmental health per 1,000 population.	£13,282.17	N/A	N/A	N/A	<b>14/15:</b> LGBF data will be published by the Improvement Service in November/December 2015.					2013/14 - Rank 9 (2nd Quartile)
CHN11	06. SMP IOM - Increased positive destinations for adults and young people	Proportion of Pupils Entering Positive Destinations	93.9%	N/A	N/A	93.9%	<b>13/14:</b> On Target. Improvement of 4.7% compared to 2012/13 and now well above the Scottish average of 92.3%.				93%	2013/14 Rank 7 (TOP Quartile)