

# Communities and Economy Performance Report Q2 2014/15



## 01. Progress in delivery of strategic outcomes

### Q2 14/15:

#### Promoting economic development:

- Successful 2014 Midfest event.
- Formal issue of planning permission for the whole Shawfair development.
- Completion of the Dalkeith Town Centre comprehensive improvement scheme.

#### Supporting/Protecting Communities:

- Review of Welfare Rights Team concluded to provide more effective delivery of support to individuals and families.
- Launch on time of new Council grants scheme.
- Co-ordinated programme with Police Scotland to investigate premises retailing 'legal high' substances.

#### Improving Quality of Services

- Annual Return to Scottish Government in Sept 2014 (for the year 2013/14) of the Council's Planning Performance Framework, showing improvements across a range of activities undertaken by the Planning Service.

## 02. Emerging Challenges

### Q2 14/15:

Promoting economic development through:

- delivery of the Ambitious Midlothian Action Programme;
- completing the next steps involved in securing LEADER funding for Midlothian and East Lothian over the 2014/20 timeframe.

Developing the Environmental Health and Trading Standards partnership a longer term sustainable service (subject to agreement and co-operation of East Lothian Council).

Establish a revised neighbourhood planning process.

Publish the Midlothian Local Development Plan (Proposed Plan) and submit to Scottish Ministers for approval.

Establish new arrangements for the monitoring and reporting of performance.

Continue to deliver high quality customer focused planning and building standards services.

# Communities and Economy PI summary

## 01.1 Outcomes and Customer Feedback

Priority	Indicator	2013/14	Q2 2013/14	Q1 2014/15	Q2 2014/15				Annual Target 2014/15	Feeder Data	Value
		Value	Value	Value	Value	Status	Note	Short Trend			
01. Provide an efficient complaints service	Number of complaints received (cumulative)	8	4	19	28		Q2 14/15: There were a total of 28 complaints received during Q1 and Q2.				
01. Provide an efficient complaints service	Average time in working days to respond to complaints at stage 1	9.43	10.5	1.29	1.47		Q2 14/15: On Target.		5	Number of complaints complete at Stage 1	19
										Number of working days for Stage 1 complaints to be Completed	28
01. Provide an efficient complaints service	Average time in working days to respond to complaints at stage 2	22	22	N/A	0		Q2 14/15: There were no complaints at stage 2.			Number of complaints complete at Stage 2	0
										Number of working days for Stage 2 complaints to be Completed	0
01. Provide an efficient complaints service	Percentage of complaints at stage 1 complete within 5 working days	57.14 %	50%	92.86 %	100%		Q2 14/15: On Target.		95%	Number of complaints complete at Stage 1	19
										Number of complaints at stage 1 responded to within 5 working days	19
01. Provide an efficient complaints service	Percentage of complaints at stage 2 complete within 20 working days	0%	0%	N/A	100%		Q2 14/15: There were no complaints at stage 2.		95%	Number of complaints complete at Stage 2	0
										Number of complaints at stage 2 responded to within 20 working days	0

## 01.2 Making the Best Use of our Resources

Priority	Indicator	2013/14	Q2 2013/14	Q1 2014/15	Q2 2014/15				Annual Target 2014/15	Feeder Data	Value
		Value	Value	Value	Value	Status	Note	Short Trend			
02. Manage budget effectively	Performance against revenue budget	N/A	N/A	£ 1.499 m	N/A		Q2 2014/15: Budget information will be reported to Council on 4th November.				
04. Manage stress and absence	Average number of working days lost due to sickness absence (cumulative)	6.34	2.49	2.83	5.54		Q2 14/15: Off Target.		4.50	Number of days lost (cumulative)	632.28
										Average number of FTE in service (year to date)	114.24

### 01.3 Corporate Health

Priority	Indicator	2013/14	Q2 2013/14	Q1 2014/15	Q2 2014/15			Annual Target 2014/15	Feeder Data	Value	
		Value	Value	Value	Value	Status	Note				Short Trend
06. Process invoices efficiently	% of invoices paid within 30 days of invoice receipt (cumulative)	94.12 %	93.69 %	98.93 %	98.94 %		Q2 14/15: On Target.		92%	Number received (cumulative)	189
											Number paid within 30 days (cumulative)
05. Complete all service priorities	% of service priorities on target / completed, of the total number	79.17 %	95.83 %	96.08 %	90%		Q2 14/15: On Target.		90%	Number of service & corporate priority actions	50
											Number of service & corporate priority actions on tgt/completed
08. Improve PI performance	% of PIs that are on target/ have reached their target.	76.92 %	100%	77.27 %	90.48 %		Q2 14/15: On Target.		90%	Number on tgt/ tgt achieved	19
											Number of PI's
09. Control risk	% of high risks that have been reviewed in the last quarter	100%	100%	100%	100%		Q2 14/15: There are no risks graded as high.		100%	Number of high risks reviewed in the last quarter	0
											Number of high risks

### 01.4 Improving for the Future








Priority	Indicator	2013/14	Q2 2013/14	Q1 2014/15	Q2 2014/15			Annual Target 2014/15	Feeder Data	Value	
		Value	Value	Value	Value	Status	Note				Short Trend
10. Implement improvement plans	% of internal/external audit/BVR actions on target/ completed, of the total.	100%	100%	0%	100%		Q2 14/15: On Target.		90%	Number of on tgt/ completed actions	29
											Number of outstanding actions










# Communities and Economy Action report






















## 03. Service Priorities

Code	Priority	Action	Due Date	Icon	Progress	Comment & Planned Improvement Action
CE.S.1.1	01. SMP SG - Enhance/safeguard our town centres and historic environment in Midlothian	Completion of Dalkeith Town Centre Townscape Heritage Initiative/Conservation Area Regeneration Scheme	31-Mar-2015		97%	<b>Q2 14/15: On Target.</b> The Dalkeith Conservation Area Regeneration Scheme (CARS) finished at the end of March 2013 and the final audit report has been submitted to Historic Scotland (HS). HS have some queries and these are being dealt with. The Townscape Heritage Initiative (THI) element of the project was granted a 2-month extension and the building work and training projects were complete/delivered by 31 August 2014. The project evaluation and financial completion procedures are in progress.
CE.S.1.2		Progress on implementation of Gorebridge Conservation Area Regeneration Scheme	31-Mar-2015		50%	<b>Q2 14/15: On Target.</b> The Gorebridge Conservation Area Regeneration Scheme (CARS) is now in Year 2 of the five-year project. Two new building grants were approved during Q2. Discussions have been ongoing through Q2 with owners of eligible buildings with a view to grant applications coming forward during Q3. The training plan is progressing with trainees receiving their certificates at a presentation in August 2014. Work is progressing on various community projects including Gorebridge: Past, Present and Future; a community archive project; and the potential reuse of vacant property at Gorebridge Station.
CE.S.2	02. SMP SG - Tackle issues relating to climate change	Implementation and Review of Climate Change and Sustainable Development Action Plan	31-Mar-2015		50%	<b>Q2 14/15: On Target.</b>











Code	Priority	Action	Due Date	Icon	Progress	Comment & Planned Improvement Action
CE.S.3.1	03. SMP SG - Support the local economy through the Midlothian economic recovery plan	Implementation of 'Ambitious Midlothian' (the Midlothian Recovery Plan).	31-Mar-2015		50%	<b>Q2 14/15:</b> On Target. The Midlothian Recovery Plan is now known as 'Ambitious Midlothian'.
CE.S.3.2		Direct Support to Business	31-Mar-2015		50%	<b>Q2 14/15:</b> On Target. The Midlothian Recovery Plan is now known as 'Ambitious Midlothian'. Commencement of involvement in Start Up loan scheme.
CE.S.3.3		Promotion of economic growth in Midlothian including the Bush Estate	31-Mar-2015		50%	<b>Q2 14/15:</b> On Target. The Midlothian Recovery Plan is now known as 'Ambitious Midlothian'. Council provides project governance support for Easter Bush Development Board.
CE.S.3.4		Completion of legal planning agreement, issue of planning permission and implementation of Development at Shawfair	31-Mar-2015		100%	<b>Q2 14/15:</b> Complete. Planning permission issued in August 2014.
CE.S.3.5		Publication of Proposed Midlothian Local Development Plan and further procedures to final adoption	31-Mar-2015		65%	<b>Q2 14/15:</b> On Target. Development strategy and key policy changes approved by Council on 24 June 2014, enabling drafting of Proposed Plan and associated documents which is well underway, with related consultancy work on landscape capacity for wind farm development completed and transport appraisal reaching conclusion. Current programme for Cabinet approval is November 2014, followed by Member Seminar and Council approval prior to public representation period in early 2015. Slight delay on original programme due to external influences (SESplan Strategic Development Plan and publication of new Scottish Planning Policy).
CE.S.3.6		Input to Implementation of South East Scotland Strategic Development Plan (SDP) No.1 and the preparation of SDP No.2 plan)	31-Mar-2015		50%	<b>Q2 14/15:</b> On Target. See detail in PI CE.S.3.6a.
CE.S.5.1	05. SMP SG - Promote Midlothian - to visitors and business	Establish and Implement Year One Programme of a New Tourism and Events Strategy	31-Mar-2015		50%	<b>Q2 14/15:</b> On Target. In partnership with Visit Scotland and Midlothian Tourism Forum.

Code	Priority	Action	Due Date	Icon	Progress	Comment & Planned Improvement Action
CE.S.6.1	06. SMP IOM - Increased positive destinations for adults and young people	Working with Local Employers to provide 'Positive Destinations'	31-Mar-2015		50%	<b>Q2 14/15:</b> On Target. Cross council staff focus group led by Director ECE . Council work placements operational, employer mentoring in school programme extended to all secondary schools except one and positively evaluated, youth employment scheme (employer wages subsidy) is on target, MTS / PAVE employer placement provision on target. Indications are that the annual audit in October will show positive improvement.
CE.S.6.2		Support / implement Single Employer Offer	31-Mar-2015		100%	<b>Q1 14/15:</b> Complete. Successful Employer engagement event held with cabinet secretary, Single Offer now launched, so initial action completed.
CE.S.6.3		Manage Key Transitions for young people leaving school	31-Mar-2015		50%	<b>Q2 14/15:</b> On Target. Lifelong Learning staff team now established, joint working developing.
CE.S.6.4		Deliver elements of Whole Systems Approach and early and effective intervention	31-Mar-2015		50%	<b>Q2 14/15:</b> On Target. Whole Systems Approach steering group now taking forward agreed action plan.
CE.S.6.5		Develop vocational curriculum offer in secondary schools	31-Mar-2015		50%	<b>Q2 14/15:</b> On Target. Full set of vocational choices developed, costed and published for schools to choose. Programmes now opted for by each school. MTS offers of in house options being taken up where appropriate. College / University/ Academies offer in place for 4 vocational areas. 43 places taken up by Midlothian pupils.
CE.S.6.6		Develop the Post PAVE Transition Programme	31-Mar-2015		100%	<b>Q1 14/15:</b> Complete.
CE.S.7.1	07. SMP IOM - Engagement with local employers	Co-ordinate Community Benefits in Procurement	31-Mar-2015		50%	<b>Q2 14/15:</b> On Target. Embedded in Newbattle procurement and will be in council house building procurement, now also rolling out in social care service procurement.
CE.S.7.2		Provide one to one business and capacity building support to Third Sector organisations	31-Mar-2015		50%	<b>Q2 14/15:</b> On Target. All Fairer Scotland Fund grants have a link officer delivering this.
CE.S.8.1	08. SMP IOM - Support financially vulnerable households in the current economic climate including Welfare Reform	Revise Child Poverty Action Plan	31-Mar-2015		10%	<b>Q2 14/15:</b> Work on Action Plan still to be progressed, new grants streams work being prioritised. New Poverty grants stream applications will help address child poverty in Midlothian.



Code	Priority	Action	Due Date	Icon	Progress	Comment & Planned Improvement Action
CE.S.8.2	08. SMP IOM - Support financially vulnerable households in the current economic climate including Welfare Reform	Reconfigure and deliver Welfare Rights Service responding to Welfare Reform	31-Mar-2015		25%	<b>Q2 14/15:</b> Off Target. Welfare rights review completed, recommendations formally agreed and currently being implemented.
CE.S.9.1	09. SMP IOM - Build community, workforce and partners' capacity to tackle health inequalities and influence public health policy	Support Joint Health Improvement Partnership	31-Mar-2015		50%	<b>Q2 14/15:</b> On Target. Council managers participating in Joint Health Improvement Plan (JHIP) and the current work streams related to this part of the Community Planning Partnership – Physical health, sexual health, mental health, drug and alcohol.
CE.S.9.2		Co-ordinate the development of current Neighbourhood Plans	31-Mar-2015		50%	<b>Q2 14/15:</b> On Target. 3 rural plans commenced; review of neighbourhood planning event held, report recommendations for new format devised.
CE.S.9.3		Complete the approval of a revised scheme of operation for community councils	31-Mar-2015		100%	<b>Q1 14/15:</b> Complete. Secured agreement, implementation surgeries to be held between Sept and Dec 2014. 3 years for community councils to adopt revised constitution.
CE.S.9.4		Evaluate possible models for future delivery of Neighbourhood planning	31-Mar-2015		70%	<b>Q2 14/15:</b> On Target. Evaluative report produced and reported to Community Planning Partnership annual planning day, next steps to agree new format for delivery.
CE.S.9.5		Widen role of community venues as service hubs, and build their role as key anchors in local areas.	31-Mar-2015		50%	<b>Q2 14/15:</b> On Target. Being taken forward by Head of Customer and Housing Services as part of customer service work stream. EU innovation fund bid submitted for area targeting includes this project.
CE.S.10.1	10. Develop and implement a programme of continuous improvement and efficiency to develop additional capacity	Maintain performance levels in the handling of Householder and other Local Planning Applications	31-Mar-2015		50%	<b>Q2 14/15:</b> On Target.
CE.S.10.3		Review and develop the Building Standards Balanced Scorecard	31-Mar-2015		50%	<b>Q2 14/15:</b> On Target.
CE.S.10.4		Consolidate and Develop 'Investors in People' status of Building Standards	31-Mar-2015		50%	<b>Q2 14/15:</b> On Target.
CE.S.10.5		Consolidate and Develop 'Customer Excellence' status of Building Standards	31-Mar-2015		50%	<b>Q2 14/15:</b> On Target.
CE.S.10.6		Conduct of six monthly, feedback surveys of Applicants and Others involved in the Planning Application Process	31-Mar-2015		50%	<b>Q2 14/15:</b> On Target. No action required at this stage, it being undertaken later in the year.

Code	Priority	Action	Due Date	Icon	Progress	Comment & Planned Improvement Action
CE.S.10.7		Establish and gain approval for the establishment of a revised Planning and Performance Management Framework	31-Mar-2015		10%	<b>Q2 14/15:</b> Off Target. The review of the management structure has caused delay in commencement of this project. In Q3 the new structure, roles and responsibilities of the Performance and Planning Team will be clarified and this work will then commence.
CE.S.10.8	10. Develop and implement a programme of continuous improvement and efficiency to develop additional capacity	Establish and co-ordinate robust corporate service planning and performance management across the Council	31-Mar-2015		25%	<b>Q2 14/15:</b> On Target. Revised Service Planning guidance has been introduced with priorities in each plan linking to the strategic outcomes in the Single Midlothian Plan. The measures in the plans now give greater clarity of a Service's delivery of their priorities. Once the structure of the Performance and Planning team has been agreed the introduction of robust performance management will be fully rolled out across the Council.
CE.S.10.9		Review all non determined planning applications which are more than a year old (Legacy applications).	31-Mar-2015		50%	<b>Q2 14/15:</b> On Target.
CE.S.11.1	11. Continuation of Contaminated Land Programme	Deliver Contaminated Land Strategy objectives	31-Mar-2015		50%	<b>Q2 14/15:</b> On Target. The remaining desk studies have been completed and have prioritised the sites at which intrusive investigations may be required. The major remediation project is concluded with the exception of very minor snagging matters.
CE.S.12.1	12. Protect and improve the health of people living in Midlothian	Implement the Housing (Scotland) Act 2008 Section 72 Statement. Private Sector Housing Grants to assist disabled applicants to live in their own homes	31-Mar-2015		50%	<b>Q2 14/15:</b> On Target. Section 72 Statement of Assistance implemented through delivery of PSG disabled adaptations grants to enable those individuals to continue to live in their own homes. The Section 72 Statement is due for revision in Q3 14/15.
CE.S.12.2		Implement the Housing (Scotland) Act 2008 Section 72 Statement of assistance to homeowners	31-Mar-2015		50%	<b>Q2 14/15:</b> On Target. All homeowners seeking advice or assistance (excluding financial assistance) have received response within service timescales.
CE.S.12.3		Monitor air quality in Midlothian	31-Mar-2015		30%	<b>Q2 14/15:</b> On Target. Progress is as expected given that the collection of data throughout the year amounts to 60% of the workload; the remaining 40% is the production of the annual air monitoring report which takes place in Q4.
CE.S.13.1	13. Deliver an Environmental Health Service in line with current legislation	Through effective partnership working with East Lothian Council improve service capacity, resilience, flexibility and quality; including the identification of efficiencies with an interim review of the pilot in May 2014 and a full review in November 2014.	31-Mar-2015		50%	<b>Q2 14/15:</b> On Target. We are continuing to deliver a service which meets the statutory requirements and the needs of the people in terms of service demands. There has been limited progress in developing the partnership activities beyond partnership management.



Code	Priority	Action	Due Date	Icon	Progress	Comment & Planned Improvement Action
CE.S.13.2	13. Deliver an Environmental Health Service in line with current legislation	Deliver the statutory functions on Food Safety and Food Standards enforcement	31-Mar-2015		35%	<b>Q2 14/15:</b> On Target. The statutory functions of the Food Service plan are being met. It is anticipated that there may be a downturn in productivity following the Acting PEHO post becoming vacant in June 14 – recruitment is underway.
CE.S.13.3		Prepare for the introduction of the new food body; Food Standards Scotland in April 2015	31-Mar-2015		0%	<b>Q2 14/15:</b> On Target. The publication of information to allow preparation is awaited – no action required at this stage.
CE.S.13.4		Deliver the functions of the Health & Safety Enforcement Service Plan	31-Mar-2015		25%	<b>Q2 14/15:</b> On Target. The statutory functions of the Health & Safety plan are being met. It is anticipated that there may be a marginal downturn in productivity following the Acting PEHO post becoming vacant in June 2014 – recruitment is underway.
CE.S.13.5		Deliver a mechanism to address public health concerns re Radon gas within the Midlothian area	31-Mar-2015		5%	<b>Q2 14/15:</b> Off Target. There has been little progress in this matter – a major incident intervened and has absorbed a significant amount of resources.
CE.S.14.1	14. Deliver a Trading Standards Service in line with current legislation	Deliver a tobacco test purchasing project to detect under-age sales	31-Mar-2015		100%	<b>Q1 14/15:</b> Complete. June 2014 – a sizeable integrity testing exercise has been conducted on 46 premises. It is hoped however that a further [formal] exercise can be carried out in 2014, as part of the pilot partnership with East Lothian Council.
CE.S.14.2		In conjunction with East Lothian Council agree a framework with the AHVLA for animal health and welfare	31-Mar-2015		30%	<b>Q2 14/15:</b> On Target.
CE.S.14.3		Complete the 'fitting out' of Mass and Volumetric labs	31-Mar-2015		75%	<b>Q2 14/15:</b> On Target. Dampness still present in Mass lab. Surveyors are working on a solution. Volumetric lab not complete.
CE.S.14.4		Carry out a feasibility study with Police Scotland for the Community Safety Partnership of No Cold Calling Zones	31-Mar-2015		5%	<b>Q2 14/15:</b> Off Target. Some initial work has been carried out, but currently not a priority for Trading Standards. Some progress via the Financial Harm Working Group. Partnership with East Lothian Council seen as crucial, but no progress here as yet.
CE.S.14.5		Undertake a credit advertising project	31-Mar-2015		100%	<b>Q1 14/15:</b> Complete.
CE.S.14.6		In conjunction with the Financial harm Working group, respond to the National Scams Hub Project	31-Mar-2015		100%	<b>Q1 14/15:</b> Complete.

03. Service Priority Actions relating to the Single Midlothian Plan

Code	Priority	Action	Due Date	Icon	Progress	Comment & Planned Improvement Action
SMP.SG.CE.9.1	04. SMP SG - Maximise next generation community broadband	Close working liaison with Scottish Government and BT in the Rollout of 'Superfast' Broadband across Midlothian	31-Mar-2015		50%	<b>Q2 14/15:</b> On Target.
SMP.IOM.CE.1.8	07. SMP IOM - Engagement with local employers	Provide training and support to Third Sector organisations to develop quality volunteering placements and good practice in volunteer management	31-Mar-2015		0%	<b>Q2 14/15:</b> On Target. Volunteer Managers Forum continues to grow and is proving to be a valuable means of support and upskilling to Third Sector staff. In addition we have worked with a number of individual organisations to improve the quality of placements being offered.



# Communities and Economy PI Report



## 03. Service Priorities













PI Code	Priority	PI	2013/14	Q2 2013/14	Q1 2014/15	Q2 2014/15			Annual Target 2014/15	Bench mark	
			Value	Value	Value	Value	Status	Short Trend			Note
CE.S. 1.1a	01. SMP SG - Enhance/safeguard our town centres and historic environment in Midlothian	Programme of annual town centre health checks implemented	N/A	N/A	0	4			<p><b>Q2 14/15:</b> On Target. Four Midlothian towns will be surveyed each year as part of the Midlothian Town Centre Health Checks (TCHC). The 2014 surveys have been undertaken in Bonnyrigg, Dalkeith, Loanhead and Penicuik and the results are currently being collated. Not all participants were able to attend all of the town centre visits. Additional town centre visits will be arranged during Q3 to enable the remaining participants to complete their survey work.</p>	4	
CE.S. 1.2a		Award of available grant funding for Gorebridge Conservation Area Regeneration Scheme	N/A	N/A	20%	34%			<p><b>Q2 14/15:</b> On Target. The Gorebridge Conservation Area Regeneration Scheme (CARS) is now in Year 2 of the five-year project. Percentage of building grant awarded is measured over the full five year project. In Q2 two new building grants were awarded from the small grants scheme bringing the total number of building grants awarded to five. The total of all building grant allocated by the end of Q2 is £126,931.62. The total of all building grants available is £377,500. Therefore, 34% of available building grant funding has now been allocated.</p>	25%	

PI Code	Priority	PI	2013/14	Q2 2013/14	Q1 2014/15	Q2 2014/15				Annual Target 2014/15	Bench mark
			Value	Value	Value	Value	Status	Short Trend	Note		
CE.S. 2a	02. SMP SG - Tackle issues relating to climate change	Percentage of actions that have been implemented or are on target within the Climate Change and Sustainable Development Action Plan	N/A	N/A	100%	100%			Q2 14/15: On Target.	100%	
CE.S. 3.1a	03. SMP SG - Support the local economy through the Midlothian economic recovery plan	Improved economic indicator data	1	1	1	1			Q2 14/15: On Target.	1	
CE.S. 3.2a		Number of start-up/micro businesses supported in partnership with Business Gateway	304	177	35	85			Q2 14/15: On Target. This is normal for this time of year. Bulk of starts come in Jan-Mar.	200	
CE.S. 3.3a		Number of new jobs and floorspace created in Midlothian including the Bush Estate	N/A	N/A	140	N/A			Q2 14/15: No further information available.		
CE.S. 3.4a		Number of houses and other developments provided at Shawfair	N/A	N/A	N/A	N/A			Q2 14/15: This measure is dependent on the Shawfair development commencing. Planning permission issued in August 2014. Progress now dependent on the developers and landowners.		
CE.S. 3.5a		Complete stages of plan preparation (Midlothian Local Development Plan)	N/A	N/A	50%	65%			Q2 14/15: On Target. Drafting of Midlothian Local Development Plan Proposed Plan well underway; current programme for November Cabinet approval followed by Member Seminar and Council approval; public representation period early 2015.	100%	
CE.S. 3.6a		Complete stages of plan preparation (SES Plan)	N/A	N/A	25%	50%			Q2 14/15: On Target. Supplementary Guidance on the Housing Land requirements for the SESplan Strategic Development Plan 1 (SDP1), as required by Scottish Ministers in approving SDP1 and subsequently modified by them, was ratified by Midlothian Council on 12 August 2014. However,	100%	

PI Code	Priority	PI	2013/14	Q2 2013/14	Q1 2014/15	Q2 2014/15				Annual Target 2014/15	Bench mark	
			Value	Value	Value	Value	Status	Short Trend	Note			
										it is still awaiting ratification by one or more other SESplan Member Councils following which it will be adopted; at that stage, it will form part of the development plan. Meanwhile, work is proceeding on SDP2 with inputs to the Housing Needs and Demand Assessment, Cross-Boundary Transport project including transport modelling, accessibility analysis to inform the spatial strategy, and minerals, waste and hazardous industries policy topics (Midlothian lead).		
PD.L PI.06	03. SMP SG - Support the local economy through the Midlothian economic recovery plan	Percentage of population covered by a Local Plan or Local Development Plan prepared within the last five years, and (in the case of an LDP) within two years of Strategic Development Plan approval	0%	100%	0%	0%			<p><b>Q2 14/15: Off Target.</b></p> <p>It is five years since the Midlothian Local Plan was adopted (December 2008) and progress with its replacement, the Midlothian Local Development Plan (MLDP), is proceeding in tandem with the timetable for the Strategic Development Plan for South East Scotland (SESplan). SESplan was approved with modifications by Scottish Ministers in June 2013, the modifications requiring the preparation of Supplementary Guidance on Housing Land. The Supplementary Guidance was subject to consultation, ending on 23 December 2013; the finalised Guidance was ratified by the Member Councils and submitted to Scottish Ministers on 21 May 2014. Ministers then sought to amend the Guidance prior to adoption, which has resulted in a further three-month slippage in the adoption of the Strategic Development Plan until September 2014. This delay in confirming the SESplan housing land requirements has had a knock-on effect on the timetable for confirming the development strategy for the MLDP Proposed Plan. Further, the timing of the publication of the National Planning Framework 3 and new Scottish Planning Policy (June 2013) is another factor influencing the programme for the Proposed Plan. The development strategy which will underpin the Proposed Plan, together with key policy changes, were agreed by Council on 24 June 2014, in readiness for approval of the Proposed Plan in November/ December 2014.</p>	100%	N/A	

PI Code	Priority	PI	2013/14	Q2 2013/14	Q1 2014/15	Q2 2014/15				Annual Target 2014/15	Bench mark
			Value	Value	Value	Value	Status	Short Trend	Note		
PD.L PI.07	03. SMP SG - Support the local economy through the Midlothian economic recovery plan	% of new housing developments implemented/with planning permission which include at least 5% affordable housing	95%	100%	100%	100%			<b>Q2 14/15:</b> On Target. In this quarter, all housing sites granted planning permission comprised too few units to require affordable housing provision or were elements of development proposals previously consented with affordable housing provision.	95%	N/A
CE.S. 5.1a	05. SMP SG - Promote Midlothian - to visitors and business	National "STEAM" (Tourism) indicators	1	1	1	1			<b>Q2 14/15:</b> On Target.	1	
CE.S. 6.5a	06. SMP IOM - Increased positive destinations for adults and young people	Number of secondary schools participating in vocational curriculum	N/A	N/A	7	7			<b>Q2 14/15:</b> On Target.	7	
CE.S. 6.6a		Percentage of PAVE leavers who have positive and sustained destinations	N/A	N/A	N/A	N/A			<b>Q2 14/15:</b> Data will be available in Q3.	100%	
CE.S. 9.2a	09. SMP IOM - Build community, workforce and partners' capacity to tackle health inequalities and influence public health policy	Number of Neighbourhood plans developed	N/A	N/A	N/A	3			<b>Q2 14/15:</b> On target to complete full set of 16 by agreed timescale.	3	
CE.S. 10.2a	10. Develop and implement a programme of continuous improvement and efficiency to develop additional capacity	Reduction in the average time to determine a major planning application	N/A	N/A	N/A	N/A			<b>Q2 14/15:</b> Data not yet available. Measure will be updated in Q3.	10%	
CE.S. 10.3b		Percentage of actions in the Building Standards Balanced Scorecard improvement plan that are on target.	100%	N/A	25%	50%			<b>Q2 14/15:</b> On Target.	100%	
CE.S. 10.4a		Percentage of actions in the Building Standards 'Investors in People' action plan that are on target	N/A	N/A	25%	50%			<b>Q2 14/15:</b> On Target.	100%	

PI Code	Priority	PI	2013/14	Q2 2013/14	Q1 2014/15	Q2 2014/15				Annual Target 2014/15	Bench mark
			Value	Value	Value	Value	Status	Short Trend	Note		
CE.S. 10.5a	10. Develop and implement a programme of continuous improvement and efficiency to develop additional capacity	Percentage of actions in the Building Standards Customer Excellence action plan that are on target	N/A	N/A	25%	50%			Q2 14/15: On Target.	100%	
CE.S. 10.9a		Reduce the number of undetermined legacy planning applications (as of 1 April 2014)	N/A	N/A	0%	N/A			Q2 14/15: Data not yet available.	10%	
PD.L PI.01		% of first responses issued to Building Warrant applications (Standard type) within 15 working days	98.1%	98.3%	98%	98%			Q2 14/15: On Target.	80%	N/A
PD.L PI.09		% of first responses issued to Building Warrant applications (Fast Track) within 10 working days	N/A	N/A	100%	100%			Q2 14/15: On Target.	100%	N/A
PD.L PI.11		Average number of working days that Building Warrant application is with Midlothian Building Standards	N/A	N/A	16.97	17.45			Q2 14/15: On Target.	30	N/A
SPI-13		% of planning applications dealt with within two months	84%	83%	83%	84%			Q2 14/15: On Target. The challenge of maintaining the performance, with regard to the determination of planning applications within statutory time periods, at or above 80% is being achieved.	80%	2012/13 Rank 15 Second Quartile of Scottish Local Planning Authorities

PI Code	Priority	PI	2013/14	Q2 2013/14	Q1 2014/15	Q2 2014/15				Annual Target 2014/15	Bench mark
			Value	Value	Value	Value	Status	Short Trend	Note		
CE.S. 12.1a	12. Protect and improve the health of people living in Midlothian	Percentage of referrals for disabled persons adaptations grants to assist disabled applicants completed or approved within 28 days	100%	86%	97%	100%			Q2 14/15: On Target.	100%	Legislative requirement to determine all DPA applications without waiting list or queuing.
CE.S. 13.1a	13. Deliver an Environmental Health Service in line with current legislation	Efficiencies identified	N/A	N/A	N/A	N/A			Q2 14/15: There have been limited financial efficiencies realised from the EH&TS Partnership with East Lothian Council. The partnership is at a very early pilot stage. Target to be determined.		
CE.L PI.05		The % of food premises deemed "Broadly Compliant" with the food hygiene legislation	81%	81.9%	80%	80%			Q2 14/15: Off Target. The target was raised from 80% to 84% in 2012/13. Performance has improved from less than 80% to more than 80% but has never met the new target. It is recognised that 84% is a very challenging target given the types and numbers of premises in Midlothian.	84%	N/A
CE.L PI.05	13. Deliver an Environmental Health Service in line with current legislation	The % of food premises deemed "Broadly Compliant" with the food hygiene legislation	81%	81.9%	80%	80%			Q2 14/15: Off Target. The target was raised from 80% to 84% in 2012/13. Performance has improved from less than 80% to more than 80% but has never met the new target. It is recognised that 84% is a very challenging target given the types and numbers of premises in Midlothian.	84%	N/A
CE.S. 14.1a	14. Deliver a Trading Standards Service in line with current legislation	Number of retailers targeted in tobacco tests	N/A	N/A	46	N/A			Q2 14/15: No test purchases intended for Q2 or Q3. Possibly towards end of Q4.	25	
CE.S. 14.3a		Amount of income generated from Mass and Volumetric labs	N/A	N/A	N/A	N/A			Q2 14/15: Data will be available in Q4.		



04. Local Government Benchmarking Framework

PI Code	Priority	PI	2013/14	Q2 2013/14	Q1 2014/15	Q2 2014/15				Annual Target 2014/15	Benchmark
			Value	Value	Value	Value	Status	Short Trend	Note		
CORP5b2		The average time (hours) between time of domestic Noise complaint and attendance on site, for those requiring attendance on site	1.8 hours	N/A	N/A	1.0 hours			Q2 14/15: No target set.		2012/13 Rank 21 Third Quartile
ENV05		Cost of trading standards and environmental health per 1,000 population £	N/A	N/A	N/A	N/A			Q2 14/15: This will be reported in Q4 14/15.		2012/13 Rank 1 TOP Quartile
CHN11	06. SMP IOM - Increased positive destinations for adults and young people	Proportion of Pupils Entering Positive Destinations	N/A	N/A	N/A	N/A			Q2 14/15: Data for 13/14 leavers will be available in Dec 2014.	93%	2012/13 Rank 29 Bottom Quartile
ENV05a		Cost of Trading standards per 1,000 population.	N/A	N/A	N/A	N/A			Q2 14/15: This will be reported in Q4 14/15.		2012/13 Rank 13 Second Quartile
ENV05b		Cost of environmental health per 1,000 population.	N/A	N/A	N/A	N/A			Q2 14/15: This will be reported in Q4 14/15.		2012/13 - Rank 3 TOP Quartile