










Key

- | | | | |
|---|---------------------|---|-------------------------------------|
|  | Pedestrian crossing |  | Footpath |
|  | Cycle parking |  | 5 min walking zone |
|  | Park & stride |  | 10 min walking and 5 min cycle zone |
|  | Cycleway | | |

PATHHEAD

Tynewater Primary School

10 minute walk and 5 minute cycle to school

5 Minute walk to school

