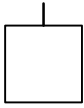
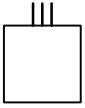

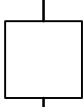
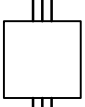

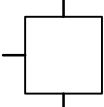
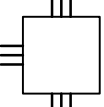

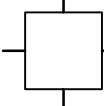
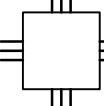

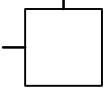
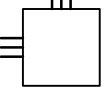


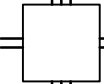

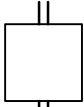
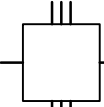

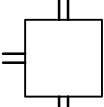


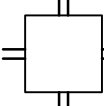


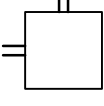


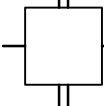




Diagrammatic Pipe Layout	Layout No.	Diagrammatic Pipe Layout	Layout No.	Diagrammatic Pipe Layout	Layout No.
	34		45		56
	35		46		57
	36		47		58
	37		48		59
	38		49		60
	39		50		61
	40		51		62
	41		52		63
	42		53		64
	43		54		65
	44		55		66

This drawing to be read in conjunction with Appendix 5/1, Schedule of Chambers.