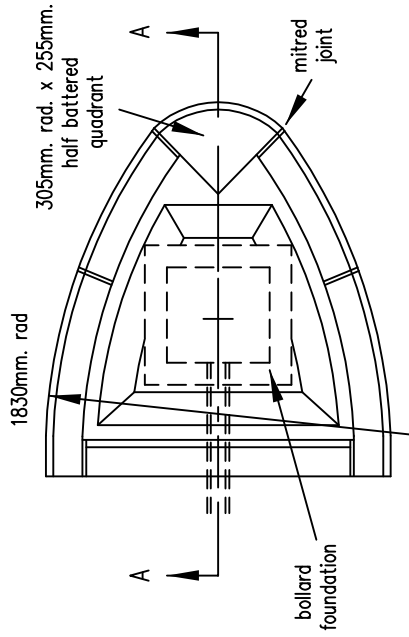
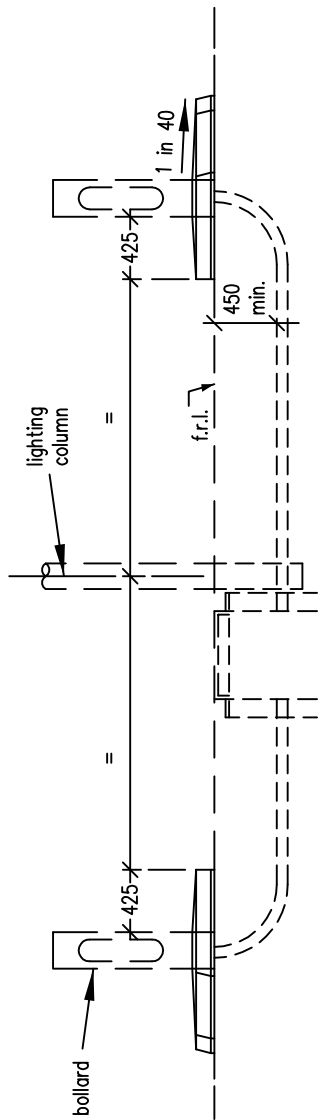


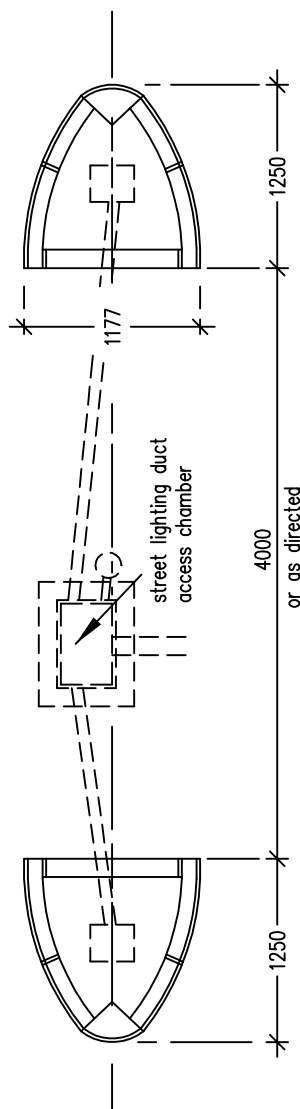
SECTIONAL ELEVATION A-A



SECTIONAL PLAN B-B



ELEVATION



PLAN

NOTES

All dimensions in millimetres.

Kerb details to comply with BS. EN.1340:2003

Granolithic concrete finishing to island to be trowelled smooth, and sloping to the kerbing at a slope of 1 in 40.

For details of bollard mounting see Drg. No. 5459.

Adjoining kerbs to be laid with a 6mm. gap and pointed with designation (i) mortar.